

## DISCOVER THE OLEO-MAC TRACTOR RANGE

The tractor is the fundamental helper for the care of large gardens, parks and public green areas. In these cases, having an agile and powerful vehicle can make the difference.

Oleo-Mac tractors are **robust and extremely easy to handle**, equipped with **agile steering systems** that allow you to make even very tight turns. The ease of maneuvering near plants and shrubs allows for greater precision and speed in finishing.

They are also able to **adapt their movement based on the type of terrain**. Equipped with **hydrostatic transmission** which allows you to manage the speed by operating a pedal, without the need to stop or with **mechanical lever transmission**.

The different types of engine, **single-cylinder or twin-cylinder**, offer different **powers based on the models**, so as to always make them suitable for the extension and type of surface you intend to cut.



### Rider

Designed for small and medium surfaces, **up to 4,000 m<sup>2</sup>**. Compact and easy to handle (they have the engine in the rear position) they allow you to move easily and precisely in gardens with plants or in the presence of obstacles.



### Side discharge

Ideal for surfaces of **up to 8,000 m<sup>2</sup>**, they are characterized by greater construction simplicity as they do not collect grass but simply cut it or chop it using the mulching function.



### Rear discharge

They allow you to collect grass using large collection baskets; having cutting widths of up to 125 cm and also being powered by twin-cylinder engines, they can be used on gardens of **up to 9,000 m<sup>2</sup>**.



### Professional all-terrain

Designed for cleaning uncultivated areas with dense vegetation, rough or sloping terrain when grass collection is not necessary. Also available with 4x4 transmission, they can easily cover surfaces of **up to 10,000 m<sup>2</sup>**.

# Rider

Designed for small and medium surfaces, **up to 4,000 m<sup>2</sup>**. Compact and easy to handle (they have the engine in the rear position) they allow you to move easily and precisely in gardens with plants or in the presence of obstacles.



## Plus point



### Vertical storage

Save space! You can store the ride-on mower in a vertical position during the storage period.



### Electromagnetic clutch

The engagement of the electromagnetic clutch occurs quickly and silently with a simple touch of a convenient button on the control panel.



### Telescopic lever for emptying the bag



The telescopic lever is easily reachable from the driver's seat. It allows you to tilt and empty the full bag without any muscular effort and without having to twist your torso.



### Lever for cutting height adjustment

The adjustment lever is comfortable and easy to reach, with a graduated scale that lets you see immediately the desired cutting height.

## Technical data

Model	 <b>MISTRAL 72/12,5 K H</b>	 <b>MISTRAL 72/13 H</b>
Displacement	413 cm <sup>3</sup>	344 cm <sup>3</sup>
Cutting width	72 cm	72 cm
Number of blades	1	1
Engine make/model	Emax K 1250 AVD	B&S Powerbuilt 3125E AVS series
Cutting height	30-80 mm, 7 positions	30-80 mm, 7 positions
Propulsion	hydrostatic	hydrostatic
Speed (km/h)	from 0 to 8.6 km/h in forward drive - from 0 to 3.2 km/h in reverse	from 0 to 8.6 km/h in forward drive - from 0 to 3.2 km/h in reverse
Turning radius	45 cm	45 cm
Bag capacity	180 L	180 L
Overall dimensions	198×73×110 cm	198×73×110 cm
Plus	< 4000 m <sup>2</sup> , 3 cutting device, Deck wash	< 4000 m <sup>2</sup> , 4 cutting device, Deck wash
Mulching/Side discharge	optional/optional	standard/standard
Weight	192 kg	192 kg

# Side discharge

Ideal for surfaces of up to 8,000 m<sup>2</sup>, they are characterized by greater construction simplicity as they do not collect grass but simply cut it or chop it using the mulching function.



## Plus point



### Front bumper

The large steel front bumper provides robustness and solidity, protecting your ride-on mower from accidental impacts.



### Quick connector "Deck Wash System"

The quick connector "Deck Wash System", located directly on the mowing deck, allows directing water inside to facilitate cleaning of the mowing apparatus.



### Electromagnetic clutch




The electromagnetic clutch engages quickly and quietly, thanks to a convenient button located on the control panel.



### Lever for cutting height adjustment

Our handy lever for adjusting the cutting height is within easy reach and equipped with a graduated scale. This feature allows you to immediately see the desired height level, with 7 positions available to achieve the perfect cut.

## Technical data

Model	 <b>OM 99 L/12,5 K M</b>	 <b>OM 99 L/14,5 K</b>	 <b>OM 109 L/16 K</b>
<b>Displacement</b>	413 cm <sup>3</sup>	432 cm <sup>3</sup>	452 cm <sup>3</sup>
<b>Cutting width</b>	98 cm	98 cm	108 cm
<b>Number of blades</b>	2	2	2
<b>Engine make/model</b>	Emak K 1250 AVD	Emak K 1450 AVD	Emak K 1600 AVD
<b>Cutting height</b>	30-90 mm, 7 positions	30-90 mm, 7 positions	30-90 mm, 7 positions
<b>Propulsion</b>	hydrostatic	hydrostatic	hydrostatic
<b>Speed (km/h)</b>	from 1.6 to 8.3 km/h in forward drive - 2.5 km/h in reverse	from 0 to 8.8 km/h in forward drive - from 0 to 4.5 km/h in reverse	from 0 to 8.8 km/h in forward drive - from 0 to 4.5 km/h in reverse
<b>Turning radius</b>	45 cm	45 cm	45 cm
<b>Overall dimensions</b>	172×129×110 cm	172×129×110 cm	172×139×110 cm
<b>Plus</b>	< 6000 m <sup>2</sup> , Deck wash	< 6000 m <sup>2</sup> , Deck wash	< 8000 m <sup>2</sup> , Deck wash
<b>Mulching/Side discharge</b>	standard/standard	standard/standard	standard/standard
<b>Weight</b>	169 kg	169 kg	170 kg

# Rear discharge

They allow you to collect grass using large collection baskets; having cutting widths of up to 125 cm and also being powered by twin-cylinder engines, they can be used on gardens of up to 9,000 m<sup>2</sup>.



## Plus point



### Cruise control

The 125 model comes standard with cruise control, allowing you to set a constant speed, optimizing work time.



### Towing hitch included

The standard towing hitch makes your machine even more versatile, allowing you to easily tow a trailer or a lawn roller.



### Reduced turning radius

The reduced turning radius allows you to move easily around ornamental plants and shrubs, avoiding unnecessary and difficult reversing or repositioning of the machine.



### LED headlights

LED headlights with daytime running light function ensure high visibility even in low light conditions.

## Technical data


Model	 OM 86 R/12,5 K M	 OM 86 R/14,5 K	 OM 92 R/16 K	 OM 95/16 K	 OM 102 R/16 K	 OM 105/16 K	 OM 125/22 V
Displacement	413 cm <sup>3</sup>	432 cm <sup>3</sup>	452 cm <sup>3</sup>	452 cm <sup>3</sup>	452 cm <sup>3</sup>	452 cm <sup>3</sup>	656 cm <sup>3</sup>
Cutting width	86 cm	86 cm	92 cm	95 cm	102 cm	105 cm	125 cm
Number of blades	2	2	2	2	2	2	2
Engine make/model	Emak K 1250 AVD	Emak K 1450 AVD	Emak K 1600 AVD	Emak K 1600 AVD	Emak K 1600 AVD	Emak K 1600 AVD	B&S V-Twin Intek 7220 OHV series
Cutting height	30-90 mm, 7 positions	30-90 mm, 7 positions	30-90 mm, 7 positions	20-80 mm, 6 positions	30-90 mm, 7 positions	30-90 mm, 7 positions	30-90 mm, 7 positions
Propulsion	5 forward speeds + 1 reverse	hydrostatic	hydrostatic	hydrostatic	hydrostatic	hydrostatic	hydrostatic
Speed (km/h)	from 1.6 to 7.5 km/h in forward drive - 2.5 km/h in reverse	from 0 to 8.8 km/h in forward drive - from 0 to 4.5 km/h in reverse	from 0 to 8.8 km/h in forward drive - from 0 to 4.5 km/h in reverse	from 0 to 9.0 km/h in forward drive - from 0 to 4.0 km/h in reverse	from 0 to 8.8 km/h in forward drive - from 0 to 4.5 km/h in reverse	from 0 to 9.0 km/h in forward drive - from 0 to 4.0 km/h in reverse	from 0 to 9.0 km/h in forward drive - from 0 to 4.0 km/h in reverse
Turning radius	45 cm	45 cm	45 cm	75 cm	45 cm	75 cm	70 cm
Bag capacity	300 L	300 L	300 L	310 L	300 L	310 L	310 L
Overall dimensions	250×96×110 cm	250×96×110 cm	250×99×110 cm	251×117×100 cm	250×109×110 cm	251×117×100 cm	251×119×130 cm
Plus	< 4000 m <sup>2</sup> , Deck wash	< 4000 m <sup>2</sup> , Deck wash	< 4000 m <sup>2</sup> , Deck wash	< 4000 m <sup>2</sup>	< 7000 m <sup>2</sup> , Deck wash	< 7000 m <sup>2</sup>	< 9000 m <sup>2</sup>
Mulching/Side discharge	standard/not available	standard/not available	standard/not available	standard/not available	standard/not available	standard/not available	standard/not available
Weight	190 kg	190 kg	192 kg	230 kg	184 kg	240 kg	275 kg

# Professional all-terrain

Designed for cleaning uncultivated areas with dense vegetation, rough or sloping terrain when grass collection is not necessary. Also available with 4x4 transmission, they can easily cover surfaces of up to 10,000 m<sup>2</sup>.



## Plus point



### 110 cm deck with mulching blades

The CHEYENNE model is equipped with a 110 cm deck featuring 3 rotors and 6 mulching blades. This system finely shreds all types of grass and shrubs, ensuring an effective and clean cut.



### Maximum safety guaranteed

The CHEYENNE model comes standard with a rollbar, front and rear bumpers, side protections, and safety belts. These features ensure maximum safety during operations, even in the most complex situations.



### Maximum stability on any terrain

The large tread and the low center of gravity of the machine ensure maximum stability, even on steep terrains or near edges and ditches.



### Self-locking differential


The self-locking differential ensures maximum traction in any terrain condition and slope.







## Trailer

A must-have, to exploit the transport capability of garden tractors

		Code	MISTRAL 72/12,5 K H	MISTRAL 72/13 H	OM 99 L/12,5 K M	OM 99 L/14,5 K	OM 109 L/16 K	OM 86 R/12,5 K M	OM 86 R/14,5 K	OM 92 R/16 K	OM 95/16 K	OM 102 R/16 K	OM 105/16 K	OM 125/22 V	CHEYENNE 110 4x4
	Trailer	68130005A	X	X	X	X	X	X	X	X	X	X	X	X	X

## Snow chains





Work on the snow in complete safety

		Code	MISTRAL 72/12,5 K H	MISTRAL 72/13 H	OM 99 L/12,5 K M	OM 99 L/14,5 K	OM 109 L/16 K	OM 86 R/12,5 K M	OM 86 R/14,5 K	OM 92 R/16 K	OM 95/16 K	OM 102 R/16 K	OM 105/16 K	OM 125/22 V	CHEYENNE 110 4x4
	Snow chains	68050026	-	-	X	X	X	X	X	X	-	X	-	-	-
	Snow chains	68120014	-	-	-	-	-	-	-	-	X	-	X	X	-





## Towing trailer kit

Optimize the power of your garden tractor

		Code	MISTRAL 72/12,5 K H	MISTRAL 72/13 H	OM 99 L/12,5 K M	OM 99 L/14,5 K	OM 109 L/16 K	OM 86 R/12,5 K M	OM 86 R/14,5 K	OM 92 R/16 K	OM 95/16 K	OM 102 R/16 K	OM 105/16 K	OM 125/22 V	CHEYENNE 110 4x4
	Towing kit	ND L	-	-	X	X	X	-	-	-	-	-	-	-	-
	Towing kit	ND R	-	-	-	-	-	X	X	X	-	X	-	-	-
	Towing kit	68120007	-	-	-	-	-	-	-	-	-	-	-	-	X
	Towing kit	68130458	X	X	-	-	-	-	-	-	-	-	-	-	-

## Snow blade

Remove snow and ice from footpaths

		Code	MISTRAL 72/12,5 K H	MISTRAL 72/13 H	OM 99 L/12,5 K M	OM 99 L/14,5 K	OM 109 L/16 K	OM 86 R/12,5 K M	OM 86 R/14,5 K	OM 92 R/16 K	OM 95/16 K	OM 102 R/16 K	OM 105/16 K	OM 125/22 V	CHEYENNE 110 4x4
	Snow blade with rubber scraper	68050015	-	-	-	-	-	-	-	-	X	-	X	X	-
	Connection flange snow blade	68050008	-	-	-	-	-	-	-	-	X	-	X	X	-

