



Product Catalogue 2021





Contents

	CORPORATE SETUP	The Emak Group	4
	LOW-LEVEL ENVIRONMENTAL IMPACT WORK	Outdoor Power Equipment	6
	CUTTING AND PRUNING	Battery-powered products	12
	CUTTING GRASS	Chainsaws and Pruners	20
		Hedgetrimmers	38
		Brushcutters	44
		Lawnmowers	78
		Scarifiers	94
		Wheeled brushcutters/Shredders	98
		Garden Tractors	104
		Water Pumps	116
		Backpack Mistblowers	120
	TREATMENTS AND IRRIGATION	Rotary Tillers	124
		Earth Augers	128
	PREPARING THE GROWN	Blowers and Vacuum Cleaners	130
		High-pressure Washers	136
	CLEANING	Transporters	144
	TRANSPORTING	Protective Clothing	148
	SAFETY AND ACCESSORIES	Lubricant and sundry Accessories	160

Symbols

	Constat Power Motor control electronic system designed to guarantee unvarying performance irrespective of battery charge.		Pluscut Multifunction lawnmowers with collection or mulching system (in mulching operation the grass cuttings are finely shredded and distributed over the lawn surface where they decompose rapidly to become an efficient natural fertiliser).
	EasyOn User-friendly starting system ensures a smooth pick-up of the engine with no kickback, and limits the number of pulls required.		iK-GO Emak engine with electric starter running on a rechargeable battery.
	EasyStart System that offers the same advantages as the EasyOn system but with the addition of reduced kickback, thanks to a double starter spring.		InstaStart Briggs & Stratton engine with electric starter running on a rechargeable battery.
	Decompressor The compression ratio in the cylinder reduces when the starter is pushed in, allowing the engine to be started with less effort.		ReadyStart System that automatically detects the engine temperature and feeds the optimal quantity of fuel to the carburettor. No need for primer or closing of the choke.
	Lateral chain tensioner This device simplifies tensioning adjustments while avoiding any contact with the chain.		3-cutting device Versatile cutting system that includes mulching, pick-up and deflector for rear discharge (optional).
	OnBoard Clutch Reduces the risk of the clutch jamming and simplifies routine maintenance while also making for easier chain replacements.		4-cutting device Versatile cutting system that includes mulching, collection and side discharge as standard, with optional deflector for rear discharge.
	VibCut An antivibration system that isolates the engine from the handles and the body of the machine, considerably reducing the vibrations transmitted to the user during operation so as to guarantee maximum comfort and easy handling.		Deck Wash Quick-fit connector for washing the cutting deck after use. Convenient and practical, it helps keep the deck in tip-top condition at all times.
	SRS Safety Release System Innovative quick release system allowing the operator to step away from the machine in an instant, for maximum protection and safety.		Power Sharp Practical system that enables the chain to be sharpened in just 5 seconds without the use of tools. Simply attach the sharpening stone device onto the guide bar and operate the chain saw at maximum speed, pressing hard against the device for several seconds.
	4-Stroke Four-stroke engines that reduce unburned hydrocarbon emissions by up to 85% and nitrogen oxide emissions by up to 65%. Tilttable through 360°, they run smoothly in any position.		Premium Safety A complete line of protective work clothing. Ensures maximum safety without restricting movement.
	AlwaysOn On/off switch that returns automatically to the "on" position after each stop, thus eliminating the risk of flooding the carburettor.		Original accessories and spare parts Quality mark identifying original Emak parts and accessories. Designed to the most stringent quality standards, these items guarantee smoother operation of the machine and longer service life.

The Emak Group

Our Vision

"Innovative solutions for the best customer value"

We aim to operate as one of the world's foremost players in the development, production and distribution of machines, components and accessories for gardening, agriculture, forestry and industry, with an offering of innovative products and services designed to make the work of our clients in the consumer and professional markets efficient and enjoyable, guaranteeing that they always receive the highest possible value.



Structure

The **Emak Group** is active in the development, production and worldwide sale of an extensive range of products for three business segments:

Outdoor Power Equipment

- products for gardening, forestry and agriculture, including brushcutters, lawnmowers, garden tractors, chainsaws, rotary tillers and rotary cultivators.

Pumps and High Pressure Water Jetting

- products for agriculture, including centrifugal and diaphragm pumps for crop spraying and weed control;
- products for industry, including pumps for industrial applications and high and very-high pressure systems;
- products for cleaning, namely professional and semiprofessional high-pressure washers, floor scrubber-dryers and vacuum sweepers.

Components and Accessories

- products such as trimmer line and line heads for brushcutters, accessories for chainsaws, guns, valves and nozzles for high-pressure washers and for agricultural applications, plus precision farming products (sensors and computers).

The group has approximately **2,000 employees** overall.



The Emak Group

Divisions and Product Range

Outdoor Power Equipment



Pumps and High Pressure Water Jetting



Components and Accessories



Outdoor Power Equipment

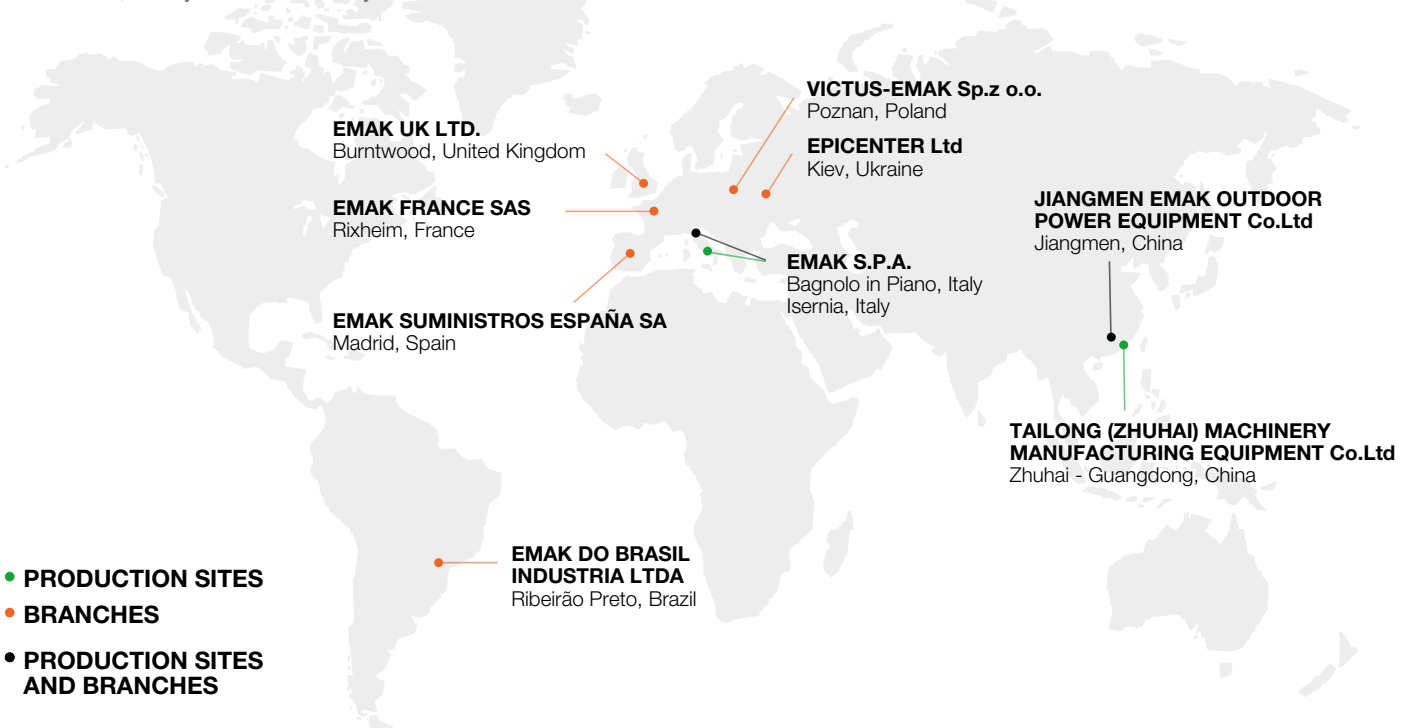
Our Passion

Emak's green ethos is made up of certainty, innovation and completeness. Our green credentials are based on care, respect, passion and design focus. That's why, with our **Efco**, **Oleo-Mac**, **Bertolini** and **Nibbi** brands, **Emak** stands as a benchmark in groundcare and garden maintenance for professionals and amateurs alike. A passion that has been all-Italian for more than 50 years. There's an **Emak** for everyone.



Structure

Emak operates in the **Outdoor Power Equipment** segment through **9** companies engaged in the development, production and sale of products for gardening and forestry, and small agricultural machines, including brushcutters, lawnmowers, garden tractors, chainsaws, rotary tillers and rotary cultivators.




Facts and Figures

- 4 brands
- 4 production units
- 8 countries with direct presence
- ~800 personnel
- 150 distributors
- 115 countries served
- 22 product families
- 250 models



Outdoor Power Equipment

Products and Accessories Range



Gardening, farming and forestry tools for home users and professionals. **Oleo-Mac** covers all shades of green. With different models to meet each user's needs but all sharing the same exceptional quality standards in terms of performance, reliability, comfort and safety. The accessories range is offered as an extension and completion of the product range. Ergonomics, quality and styling are essential ingredients of the development of **Oleo-Mac's** products: primarily designed to meet the needs of professionals whilst also taking care of the requirements of less expert users who insist on the very best. A truly comprehensive range of superb quality products at highly competitive prices – that's the **Oleo-Mac** formula.

Home-plus



Home-plus

A range of machines aimed at the home user, for tidying and cleaning the garden, cutting hedges and small trunks or stems, and DIY jobs in general. Characterized by lightweight and compact construction, to make the task of the operator that much simpler. Easy to start, easy to use, easy to maintain: these are the ideal tools for getting things done quickly and neatly around the home.

Tough-tech



Tough-tech

Solid and dependable, these are machines designed for heavy and frequent use in countryside environments: clearing overgrown and uncultivated areas, pruning and cutting firewood, crop irrigation and disinfestation tasks. Designed adopting solutions certain to ensure high work rates and maximum durability over time.

Sharp-pro



Sharp-pro

No-nonsense everyday tools for the busy professional, these are machines that stand out for the toughness of their components, their high performance and their matchless long-term durability. Specific materials used in construction guarantee unwavering quality even when tackling the most severe and lengthy of tasks, like forestry work and the clearance of uncultivated areas or scrub and undergrowth.





The New Products

Battery-powered products

Battery-powered Lawnmowers Gi 40 P Gi 44 T	17
--	----

Chainsaws and Pruners

Professional petrol engine Chainsaws GS 630	28
H series pruners PPH 250	30

Brushcutters

H series petrol engine Brushcutters - Multifunction BCH 25 D - BCH 250 D	50
---	----

Scarifiers

Scarifier for home use SCA 38 R	96
Professional scarifiers SCA 50 H	97

Wheeled brushcutters

Wheeled brushcutters for home use DEB 517	100
Wheeled brushcutters for intensive use DEB 518	101
Professional wheeled brushcutters DEB 5158 DEB 528	102

Garden Tractors

Side-discharge Garden Tractors OM 108 L/16 K	107
Rear-discharge Garden Tractors OM 92/16 K H	108
Professional all-terrain Garden Tractors APACHE 92 EVO APACHE 92 EVO 4X4	112

Blowers and Vacuum Cleaners

Handheld Blowers and Vacuum Cleaners BV 250	133
Backpack Blowers BV 163	134

LOW-LEVEL ENVIRONMENTAL IMPACT WORK	CUTTING WOOD FOR FIREPLACES, SMALL PRUNING, DIY JOBS WITH A BATTERY-POWERED CHAINSAW	Battery-powered products
	CUTTING HEDGES WITH SMALL STEMS WITH A BATTERY-POWERED HEDGETRIMMER	
	FINISHING THE LAWN ON SMALL AND FLAT GROUND WITH A BATTERY-POWERED BRUSHCUTTER	
	CUTTING THE GARDEN LAWN WITH A BATTERY-POWERED LAWNMOWER	
	CLEAR LEAVES WITH A BATTERY-POWERED BLOWER	
CUTTING AND PRUNING	CUTTING WOOD FOR FIREPLACES, SMALL PRUNINGS, DIY JOBS	Chainsaws and Pruners
	LIMBING UP, CUTTING OF SMALL PLANTS AND FIREWOOD	
	CUTTING DOWN AND CUTTING UP LARGE TREES	
	PRUNING TREES	Hedgetrimmers
	CUTTING HEDGES WITH SMALL STEMS	
	CUTTING LARGE HEDGES WITH DENSE VEGETATION	
CUTTING GRASS	FINISHING OFF THE LAWN ON SMALL AND FLAT GROUND	Brushcutters
	FINISHING OFF THE LAWN ON LARGE TRACTS OF LAND	
	FINISHING OFF THE LAWN ON WIDE AND DISCORDANT TERRAIN CUTTING RUSHES, CLEANING THE UNDERGROWTH	
	CUTTING THE GARDEN LAWN	Lawnmowers
	SCARIFYING THE LAWN	Scarifiers
	TRIMMING AND MOWING GRASS, WEEDS, INVASIVE VEGETATION	Wheeled brushcutters Shredders
	CUTTING THE LAWN GRASS ON A LARGE SCALE	Garden Tractors
	TREATMENTS AND IRRIGATION	IRRIGATING PLANTS, VINEYARDS, ORCHARDS
DISINFESTING PLANTS, VINEYARDS, ORCHARDS		Backpack Mistblowers
PREPARING THE GROWN	SOWING AND CULTIVATING	Rotary Tillers
	DRILLING THE SOIL	Earth Augers
CLEANING	BLOWING AND COLLECTING LEAVES	Blowers and Vacuum Cleaners
	BLOWING LEAVES, OLIVES, HAZELNUTS	
	WASHING THE CAR, WASHING THE OUTSIDE FLOORING	High-pressure Washers
TRANSPORTING	TRANSPORTING LOADS, WOOD, SOIL	Transporters

Chainsaws

Hedge trimmers

Brushcutters

Lawnmowers

Blowers

Electric

Battery-powered

H series compact

GS series compact

H series medium power

GS series medium power

Professional

Pruning

H series pruners

Telescopic Pruners

Electric

Battery-powered

Professional

Shaft

Electric

Battery-powered

H series lightweight

H series lightweight multifunction

SPARTA series lightweight

BC series lightweight

BC series lightweight multifunction

H series medium power

SPARTA series medium power

BC series medium power

BC series medium power multifunction

Professional

Backpack

Electric

Battery-powered

COMFORT PLUS push-type

COMFORT PLUS self-propelled

ALLROAD PLUS 4 self-propelled

ALLROAD ALUMINIUM self-propelled

ALUMINIUM PRO self-propelled

LUX 55 self-propelled professional

For home use

Professional

For home use

For intensive use

Professional

Professional

Rider

Side-discharge

Rear-discharge

Professional all-terrain

Self-priming Water Pumps

Not self-priming Water Pumps

Backpack

Compact

Medium power

Medium power

Battery-powered

Handheld

Backpack

Cold water

Hot water

Compact

Professional



The evolution of eco-friendly tools: quiet, practical and versatile.

Technology and comfort

The **Oleo-Mac** battery-powered range constitutes the evolution of DIY gardening power tools. These tools combine efficiency and performance akin to that of their medium power petrol engine counterparts, with the practicality and ease of use typical of a battery-powered tool. Switching to **Oleo-Mac** battery-powered products removes the hassle of preparing fuel/oil mixture, making sure it doesn't deteriorate, and dealing with oil and fuel spills. The battery used is a high-tech device, compatible with a huge number of charging cycles equivalent to many years of use, whether fully charged or partially charged. The battery is also completely interchangeable, functioning like an energy store that's always ready for use with any application in the range. Finally, **Oleo-Mac** battery-powered tools deliver the all-important guarantee of environmental respect, thanks to the absence of combustible fuel and the elimination of noise pollution. The attractive styling of **Oleo-Mac** battery-powered products makes them absolutely unique and iconic in the field of garden maintenance equipment.



Exterior mounted battery to reduce structural bulk without reducing ruggedness or increasing weight.



Machines designed for optimal balance and minimal operator fatigue.



Fully interchangeable batteries rated 2.5 or 5 Ah, compatible with all applications in the range.



Motor control electronic system designed to guarantee unvarying performance irrespective of battery charge.



Adjustable speed blower to provide exactly the right power for the job in hand.



Steel deck lawnmower, cutting diameter of 41 or 46 cm, with facility to operate also with a double battery for the utmost flexibility and to mow areas of up to 1000 m².



Battery-powered products

Guide to selection

		HOME	COUNTRYSIDE
CUTTING WOOD FOR FIREPLACES, SMALL PRUNING, DIY JOBS WITH A BATTERY-POWERED CHAINSAW	Chainsaws	GSi 30	
CUTTING HEDGES WITH SMALL STEMS WITH A BATTERY-POWERED HEDGETRIMMER	Hedgetrimmers	HCi 45	
FINISHING THE LAWN ON SMALL AND FLAT GROUND WITH A BATTERY-POWERED BRUSHCUTTER	Brushcutters	BCi 30	
CUTTING THE GARDEN LAWN WITH A BATTERY-POWERED LAWNMOWER	Lawnmowers	Gi 40 Gi 44 Gi 48	
CLEAR LEAVES WITH A BATTERY-POWERED BLOWER	Blowers	BVi 60	

Battery-powered Chainsaws

The cordless battery-powered chainsaw is the perfect tool for pruning, cutting branches and small and medium-sized firewood. The battery-powered chainsaw stands out for its compact and ergonomic design for more comfortable use of the tool. Equipped with a top notch Oregon cutting tool with high-strength thin chain for optimal penetration, the **GSi 30** battery-powered chainsaw is ideal for DIY duties, eliminating the exhaust fumes and noise of a petrol engine tool with no compromise in terms of performance and reliability.



Low weight and compact dimensions.



Oregon 12" bar and chain.



No-tools chain adjustment.



GSi 30

Motor type	Brushless
Voltage	40 V
Operating batteries	Bi 5,0 OM
Bar type	Oregon, sprocket-nose
Bar length	30 cm / 12"
Chain pitch	3/8" x .043"
Chain speed	16 m/s
Oiler	automatic/zero oil flow with motor stopped
Oil reservoir capacity	0.2 L
Chain tensioner	tool-free, knob system
Working time up to (*)	160 cuts
Weight without battery	2.8 kg
Charging time with CRG	220' (5.0 Ah)
Charging time with FAST CRG	70' (5.0 Ah)

* Cut of wood section up to 10 cm diameter. Working time can be subject to variations according to working conditions and type of wood to be cut

Available from spring 2021

Battery-powered Hedgetrimmers

The freedom of movement allowed by the absence of a power cable makes battery-powered hedgetrimmers ideal for duties around the garden. Equipped with high quality laser-treated blades to ensure high cutting precision without damaging vegetation, battery-powered hedgetrimmers are the perfect solution thanks to their ergonomic design and total absence of exhaust emissions. The rugged gearbox ensures reliability and long life, while the batteries provide up to 2 hours of continuous operation so that jobs can be completed on a single charge.



High quality laser-sharpened 45 cm blades.



Very long working times.



Dual action.



HCi 45

Motor type	Brushed
Voltage	40 V
Operating batteries	Bi 2,5 OM / Bi 5,0 OM
Blade type	dual action
Blade length	45 cm
Blade tooth spacing	20 mm
Sound pressure/power level	81.4/90 dB(A)
Lh/rh vibration level	< 2.5 m/s ²
Running time, light use (*)	60' (2.5 Ah) / 120' (5.0 Ah)
Running time, intensive use (*)	45' (2.5 Ah) / 90' (5.0 Ah)
Weight without battery	3.0 kg
Charging time with CRG	110' (2.5 Ah) / 220' (5.0 Ah)
Charging time with FAST CRG	50' (2.5 Ah) / 70' (5.0 Ah)

(*) Indicative data which may vary depending on working conditions and the type of vegetation cut

Battery-powered Brushcutters

The **BCi 30** is an irreplaceable tool for working around the garden. Combines the low weight and ease of use typical of battery powered tools with the practicality of a Load&Go line head, easily refillable without the use of tools. Performance is fully comparable with that of a medium power petrol engine brushcutter, with 30 cm cutting diameter and 2 mm diameter “Pro-Silent” line.



Rugged and well-balanced handle.



30 cm cutting diameter.



Load&Go head.



BCi 30

Motor type	Brushed
Voltage	40 V
Operating batteries	Bi 2,5 OM / Bi 5,0 OM
Cutting diameter	30 cm
Cutting equipment	103 mm dia. Load&Go line head with 2 mm dia. nylon line
Handle	single, adjustable
Sound pressure/power level	76/87 dB(A)
Lh/rh vibration level	< 2.5 m/s ²
Running time, light use (*)	30' (2.5 Ah) / 60' (5.0 Ah)
Running time, intensive use (*)	20' (2.5 Ah) / 40' (5.0 Ah)
Weight without battery	2.9 kg
Charging time with CRG	110' (2.5 Ah) / 220' (5.0 Ah)
Charging time with FAST CRG	50' (2.5 Ah) / 70' (5.0 Ah)

(*) Indicative data which may vary depending on working conditions and the type of vegetation cut

Battery-powered Lawnmowers

The transition to battery power offers significant benefits even for lawnmowers, including results that rival classic petrol engine machines. With these machines (of which **Gi 44** and **Gi 48** are also available in a self-propelled version), mowing duties benefit from ease of use, reduced noise levels and the complete elimination of exhaust gas. Forget about having to empty the fuel tank to prepare for winter storage, replace the spark plug, clean the air filter, or worry about stored fuel-oil mixture deteriorating: all this is no more than a distant memory with battery-powered motors, without any compromise in performance. The **Gi 44** and **Gi 48** are both equipped with a double battery housing, making it possible to extend running time with up to two 5 Ah batteries, sufficient for mowing larger areas. Both machines feature a steel deck, centralised cutting height adjustment controls, generously sized grass catcher and, for **Gi 48** models, a 4-in-1 cutting function, allowing for cutting without grass collection, with mulching system or side discharge. Model **Gi 40 P** is suitable for small gardens thanks to its compact plastic deck and maneuverability.



Gi 40 P *** **Gi 44 P** **Gi 44 T ***** **Gi 48 P** **Gi 48 T**

Motor type	Brushless	Brushless	Brushless	Brushless	Brushless
Voltage	40 V	40 V	40 V	40 V	40 V
Max no. of batteries	up to 1	up to 2	up to 2	up to 2	up to 2
Operating batteries	Bi 2,5 OM / Bi 5,0 OM	Bi 2,5 OM / Bi 5,0 OM	Bi 5,0 OM	Bi 5,0 OM	Bi 5,0 OM
Deck material	polypropylene	steel	steel	steel	steel
Propulsion	push-type	push-type	self-propelled	push-type	self-propelled
Cutting diameter	37 cm	41 cm	41 cm	46 cm	46 cm
Cutting height	from 18 to 60 mm	from 28 to 75 mm	from 28 to 75 mm	from 28 to 75 mm	from 28 to 75 mm
Grass catcher capacity	40 L	70 L	70 L	70 L	70 L
Mulching/Side-discharge	not available/not available	not available/not available	not available/not available	standard/standard	standard/standard
Mowing surface area up to (*)	150 m ² (1x2.5 Ah) 300 m ² (1x5.0 Ah)	175 m ² (1x2.5 Ah) 350 m ² (2x2.5 Ah) 350 m ² (1x5.0 Ah) 700 m ² (2x5.0 Ah)	250 m ² (1x5.0 Ah) 500 m ² (2x5.0 Ah)	250 m ² (1x5.0 Ah) 500 m ² (2x5.0 Ah)	250 m ² (1x5.0 Ah) 500 m ² (2x5.0 Ah)
Weight without batteries	13 kg	23 kg	25 kg	27 kg	29 kg
Charging time with CRG	110' (2.5 Ah) / 220' (5.0 Ah)	110' (2.5 Ah) / 220' (5.0 Ah)	220' (5.0 Ah)	220' (5.0 Ah)	220' (5.0 Ah)
Charging time with FAST CRG	50' (2.5 Ah) / 70' (5.0 Ah)	50' (2.5 Ah) / 70' (5.0 Ah)	70' (5.0 Ah)	70' (5.0 Ah)	70' (5.0 Ah)

(*) Cutting performance depends on several factors including: garden shape, surface characteristics (length, grass moisture), ground speed, type of cut (collection, mulching or side discharge)

*** Available from spring 2021

Battery-powered Blowers

With the leaf blower having become an essential piece of equipment for clearing work in the yard and garden, the **BVi 60** is the most modern and practical version thanks to its battery operation, ideal power output for various duties, and air velocity control.



Air outlet velocity regulator.



Constant performance irrespective of battery charge.



Well-balanced tool.



BVi 60

Motor type	Brushless
Voltage	40 V
Operating batteries	Bi 2,5 OM / Bi 5,0 OM
Max outlet air velocity	40 m/s
Adjustable air velocity	yes, specific command (roller)
Sound pressure/power level	83.2/97 dB(A)
Vibration level	< 2.5 m/s ²
Running time, maximum speed	15' (2.5 Ah) / 30' (5.0 Ah)
Running time, minimum speed	40' (2.5 Ah) / 90' (5.0 Ah)
Weight without battery	3.3 kg
Charging time with CRG	110' (2.5 Ah) / 220' (5.0 Ah)
Charging time with FAST CRG	50' (2.5 Ah) / 70' (5.0 Ah)

Bi Batteries

The **Oleo-Mac** range of batteries comprises two power ratings: 2.5 and 5 Ah, both of which are the same dimensions and perfectly interchangeable in all applications. Equipped with indicator system to overload cutout and battery charge. When the tool is in use the LEDs constantly show the charge status of the batteries.



Charge level constantly visible during use.



Bi 2,5 OM

Bi 5,0 OM

Charging time with CRG	110 min	220 min
Charging time with FAST CRG	50 min	70 min
Voltage	40 V	40 V
Capacity	2.5 Ah	5 Ah
Technology	Lithium Ion cells	Lithium Ion cells
Charge levels	4 LEDs	4 LEDs
Weight	0.7 kg	1.3 kg

Cannot be used on the **Gi 48** lawnmower.

CRG Battery chargers

For charging **Bi 2,5 OM** and **Bi 5,0 OM** batteries and keeping them in perfect condition. Use of the latest electronics means batteries are charged in complete safety to maximise their working life and minimise mains power consumption. The **FAST CRG** charger also makes it possible to have the charging time: this means it takes just 50 minutes to charge the 2.5 Ah battery. GS and ETI certified, the battery chargers are available with different plug types (EU, UK and US standard).



The battery charger body is designed to allow it to be hung on a wall.



CRG

FAST CRG

Voltage	110-240 V, 50-60 Hz	110-240 V, 50-60 Hz
OM Bi 2,5 battery charging time	110 min	50 min
OM Bi 5,0 battery charging time	220 min	70 min
Weight	0.6 kg	1.0 kg

Powerful, versatile and easy to use:
your indispensable helpmates
for cutting and pruning.



Technology and comfort

Pruning, felling, limbing and DIY: there's an **Oleo-Mac** chainsaw to meet the needs of every task, whether in the garden or in the woods. Albeit with different characteristics, all the models share quality, ease of use and maintenance, and reliable top performance. Top-quality bars and chains ensure clean and accurate cuts, without damaging the vegetation. Even in the event of prolonged use, our chainsaws offer superior performance and maximum efficiency thanks to the low fuel consumption and smooth and constant engine torque. The high standards of technical equipment fitted as standard ensure the maximum safety which, in the electric models, is attested to by our international certifications, including GS and IMQ.



Piston with 2 rings, forged and machined steel crankshaft and connecting rod, needle roller bearings, nickel plated cylinder: high and constant efficiency guaranteed over time, even when undertaking heavy work schedules.



The EasyOn starting system ensures any user can set the machine running simply and effortlessly, with a minimal number of pulls on the cord.



The Primer facilitates starting even in the harshest climates.



Fuel tank with externally visible level; easy management of refueling intervals.



Aluminium oil pump: ensures zero flow with engine idling and long, durable service.



"Ice device": ensures the machine can operate without difficulty even at low temperatures (below 0°C), avoiding the formation of ice on the air filter.



Chainsaws and Pruners

Guide to selection

		HOME	COUNTRYSIDE	WOODLAND	URBAN
CUTTING WOOD FOR FIREPLACES, SMALL PRUNINGS, DIY JOBS	Electric	GS 200 E			
	Battery-powered	GSi 30			
LIMBING UP, CUTTING OF SMALL PLANTS AND FIREWOOD	H series compact	GSH 40 / GSH 400			
	GS series compact	GS 35 C / GS 350 C GS 371 GS 411			
	H series medium power	GSH 51 / GSH 510 GSH 56 / GSH 560			
	GS series medium power	GS 451 GS 520			
CUTTING DOWN AND CUTTING UP LARGE TREES	Professional			GS 630 GS 650 GS 651	
PRUNING TREES	Pruning		GST 250 GST 360		
	H series pruners	PPH 250			
	Telescopic Pruners	PPX 271			

Electric Chainsaws

Electric chainsaws are the ideal tool for quick and easy jobs around the home and minor pruning tasks: from cutting firewood for stoves and fireplaces to pruning trees around the garden and DIY activities. **GS 200 E** model is a compact, extremely easy to handle chainsaw, with an easy starting procedure and minimal maintenance requirements: it's the perfect combination of superior performance and practicality.



Chain tensioning by means of a simple knob, without the use of tools.



GS 200 E

Power	2.0 kW
Voltage/Frequency	230 V / 50 Hz
Bar length (nose)	41 cm/16" (sprocket)
Chain (pitch x gauge)	3/8" x .050"
Oil pump	automatic/zero oil flow with engine stopped
Oil tank capacity	0.35 L
Sound pressure/power level	84.3/106.5 dB(A)
Lh/rh vibration level	3.9/4.4 m/s ²
Dry weight without bar and chain	4.4 kg

Battery-powered Chainsaws

The cordless battery-powered chainsaw is the perfect tool for pruning, cutting branches and small and medium-sized firewood. The battery-powered chainsaw stands out for its compact and ergonomic design for more comfortable use of the tool. Equipped with a top notch Oregon cutting tool with high-strength thin chain for optimal penetration, the **GSi 30** battery-powered chainsaw is ideal for DIY duties, eliminating the exhaust fumes and noise of a petrol engine tool with no compromise in terms of performance and reliability.




Low weight and compact dimensions.



Oregon 12" bar and chain.



No-tools chain adjustment.



GSi 30

Motor type	Brushless
Voltage	40 V
Operating batteries	Bi 5,0 OM
Bar type	Oregon, sprocket-nose
Bar length	30 cm / 12"
Chain pitch	3/8" x .043"
Chain speed	16 m/s
Oiler	automatic/zero oil flow with motor stopped
Oil reservoir capacity	0.2 L
Chain tensioner	tool-free, knob system
Working time up to (*)	160 cuts
Weight without battery	2.8 kg
Charging time with CRG	220' (5.0 Ah)
Charging time with FAST CRG	70' (5.0 Ah)

* Cut of wood section up to 10 cm diameter. Working time can be subject to variations according to working conditions and type of wood to be cut

Available from spring 2021

H series petrol engine Chainsaws

Compact

At the entry level of the **Oleo-Mac** range, “**H**” series chainsaws are designed to provide the ideal combination of performance and economy for jobs around the home and on smallholdings. Perfect for home use, **GSH 400** model is the most compact and lightweight in the series, featuring innovative design, top-of-class performance and extremely reliable components.



Nylon filter: the large filtration surface increases working time between filter cleaning operations.



EasyOn: reduced kick-back easy starting system.



Lateral chain tensioner: simplifies tension adjustments while avoiding all risks of contact with the chain.



Adjustable aluminium oil pump: facilitates the operator's job by allowing the oil feed to be adjusted to suit the workload on the machine and the bar/chain combination. Zero oil flow with the engine at idling speed ensures lower consumption and reduced environmental impact.



GSH 40

GSH 400

Power/Displacement	2.3 HP - 1.7 kW/38.9 cm ³
Bar length (nose)	35-41 cm/14"-16"
Chain (pitch x gauge)	Oregon 3/8" x .050"
Oil pump	automatic in aluminium/adjustable/zero flow rate at idle speed
Oil/fuel tank capacity	0.22 L/0.32 L
Sound pressure/power level	103.2/111.5 dB(A)
Lh/rh vibration level	6.9/7.1 m/s ²
Dry weight without bar and chain	4.5 kg

H series petrol engine Chainsaws

Medium power

Suitable for home use and for smallholders, the higher displacement “H” series chainsaws provide the ideal combination of performance and economy.



Low operating temperatures: enhanced operator comfort and safety, plus longer engine life.



Minimal vibrations: guaranteed by the machine's anti-vibration systems, which enhance the overall operating comfort.



Nickel plated cylinder: for longer working life.



Stable fuel-air mixture: for smooth operation of the machine.



GSH 51

GSH 56

GSH 510

GSH 560

Power/Displacement	3.0 HP - 2.2 kW/50.9 cm ³	3.5 HP - 2.6 kW/54.5 cm ³
Bar length (nose)	41-46-51 cm/16"-18"-20" (sprocket-nose)	41-46-51 cm/16"-18"-20"
Chain (pitch x gauge)	Oregon .325" x .050" (16"-18") - .325" x .058" (20")	Oregon .325" - 3/8"
Oil pump	automatic/adjustable/zero flow rate at idle speed	automatic/adjustable/zero flow rate at idle speed
Oil/fuel tank capacity	0.27 L/0.5 L	0.27 L/0.5 L
Sound pressure/power level	110/113 dB(A)	113/116 dB(A)
Lh/rh vibration level	5.2/4.8 m/s ²	7.2/7.0 m/s ²
Dry weight without bar and chain	5.4 kg	5.5 kg

GS series petrol engine Chainsaws

Compact

The compact chainsaws are designed incorporating the technology used in higher power models: they guarantee performance at the top of their category, ensuring the maximum efficiency and minimum expenditure of time and energy. Occasional minor pruning tasks or cutting small diameter firewood can be carried out using practical and easy-to-use tools. The devices specifically designed for incorporation on these models make for extremely practical use and routine maintenance.



Piston with 2 rings, forged and machined steel crankshaft and connecting rod, needle roller bearings, nickel-plated cylinder: high and constant efficiency guaranteed over time, even when undertaking heavy work schedules (**GS 371**, **GS 411**).



Nylon filter for **GS 371** and **GS 411**: longer working time between filter cleaning operations thanks to the large filtration surface.



EasyOn starting system: reduces recoil kick-backs during engine starts (**GS 371**, **GS 411**).



Lateral chain tensioner for **GS 371** and **GS 411**: simplifies tensioning adjustments while avoiding all risks of contact with the chain. The fixing nuts are integral with the chain guard: no risk of nuts falling or getting lost for easier fastening.



GS 35 C

GS 350 C

GS 371

GS 411

	GS 35 C	GS 371	GS 411
Power/Displacement	2.0 HP – 1.5 kW/38.9 cm ³	2.4 HP - 1.8 kW/35.2 cm ³	2.6 HP - 1.9 kW/39.0 cm ³
Bar length (nose)	35 - 41 cm/14" - 16" (sprocket)	35-41 cm/14"-16" (sprocket)	41 cm/16" (sprocket)
Chain (pitch x gauge)	3/8" x .050"	3/8" x .050" Special	3/8" x .050" Special .325" x .050" Microlite
Oil pump	automatic/zero flow rate at idle speed	automatic/zero flow rate at idle speed	automatic/adjustable/ zero flow rate at idle speed
Oil/fuel tank capacity	0.26 L/0.36 L	0.22 L/0.32 L	0.22 L/0.32 L
Sound pressure/power level	99.6/110.4 dB(A)	100.4/110.9 dB(A)	100.2/111.2 dB(A)
Lh/rh vibration level	6.0/6.7 m/s ²	5.2/6.5 m/s ²	5.1/5.9 (3/8") 4.6/5.2 (.325")
Dry weight without bar and chain	4.6 kg	4.3 kg	4.4 kg

GS series petrol engine Chainsaws

Medium power

The medium power petrol engine chainsaws are sufficiently compact for intensive use and compatible with frequent use. Designed to accommodate the needs of the most demanding users on farmland, woodland, as well as in the garden. The versatility combined with an excellent power-weight ratio guarantee optimal cutting performance in all types of applications, such as limbing, pruning and cutting of medium-size trunks. These chainsaws are designed to offer exceptional performance for demanding tasks, from gardening to agriculture.



Piston with 2 rings, forged and machined steel crankshaft and connecting rod, needle roller bearings, nickel-plated cylinder: constant efficiency through time, even when undertaking heavy work schedules.



Nylon filter: the large filtration surface increases working time between filter cleaning operations.



EasyOn starting system: reduces recoil kick-backs during engine starts (**GS 451**).



The cylinder of model **GS 451** allows exhaust gas recirculation and is optimised to allow appreciable reductions of fuel consumption.



GS 451

GS 520

Power/Displacement	2.9 HP - 2.1 kW/42.9 cm ³	3.4 HP - 2.5 kW/51.7 cm ³
Bar length (nose)	41-46 cm/16"-18" (sprocket - microlite)	41-46 cm/16"-18" (sprocket)
Chain (pitch x gauge)	.325" x .050"	.325" x .058"
Oil pump	automatic/adjustable/zero flow rate at idle speed	automatic/adjustable/zero flow rate at idle speed
Oil/fuel tank capacity	0.22 L/0.32 L	0.27 L/0.5 L
Sound pressure/power level	103/114 dB(A)	104.4/112.9 dB(A)
Lh/rh vibration level	4.3/4.8 m/s ²	5.2/5.5 m/s ²
Dry weight without bar and chain	4.5 kg	5.4 kg

Professional petrol engine Chainsaws

The professional chainsaws are powerful machines designed for felling, cutting and sectioning large trees. The variable advance digital coil with rpm limiter guarantees a smooth-running engine and improved cooling, even in difficult weather conditions. The handle and fuel tank are separate from the machine body, thus reducing the fuel/oil mixture temperature and minimising the transmission of vibration. The aluminium oil pump is automatic and adjustable so the flow rate can be adapted in accordance with the task to be performed, thus avoiding wastage.



Anti-vibration system composed of 6 vibration dampers - 2 spring dampers and 4 rubber stops: interposed between the handle and the crankcase, the dampers ensure optimal isolation from vibration for enhanced operator comfort.



Nylon filter: the large filtration surface increases working time between filter cleaning operations.



Decompression valve: facilitates engine starting without kick-back, reducing operator effort.



OnBoard clutch: quick fitting of bar and chain, cleaner clutch for lasting performance.



GS 630



GS 650



GS 651

	GS 630	GS 650	GS 651
Power/Displacement	4.7 HP – 3.5 kW/63.2 cm ³	4.7 HP – 3.5 kW/63.4 cm ³	4.7 HP – 3.5 kW/63.4 cm ³
Bar length (nose)	46-51 cm /18"-20" (replaceable sprocket)	46-51 cm /18"-20" (replaceable sprocket) 51-61-71 cm /20"-24"-28" (stellite)	46-51 cm /18"-20" (replaceable sprocket)
Chain (pitch x gauge)	3/8" x .058"	3/8" x .058"	3/8" x .058"
Oil pump	automatic/adjustable/zero flow rate at idle speed	automatic/adjustable/zero flow rate at idle speed	automatic/adjustable/zero flow rate at idle speed
Oil/fuel tank capacity	0.35 L/0.70 L	0.45 L/0.80 L	0.45 L/0.80 L
Sound pressure/power level	104.1/115 dB(A)	103.3/112 dB(A)	103.3/112 dB(A)
Lh/rh vibration level	5.9/6.8 m/s ²	5.3/5.3 m/s ²	5.3/5.3 m/s ²
Dry weight without bar and chain	5.8 kg	6.5 kg	6.5 kg

Petrol engine pruning Chainsaws

The power, manoeuvrability and accuracy required during pruning and tending of plants, olive groves and orchards are guaranteed by the quality of the **GST 250** pruning chainsaw, the flagship model in this category owing to its manoeuvrability, low weight and superior power. The combination of these three aspects in a single product make the **GST 250** the perfect tool for efficient, quick and safe pruning operations. Power, ergonomics and balance are the distinguishing features of the **GST 360** chainsaw. Compact and with an excellent power to weight ratio, it's the ideal chainsaw for pruning tasks at height on tall trees, for limbing and for felling. Its ability to handle the toughest jobs makes it the perfect tool in the hands of professional tree-climbers. The low-emission eco-friendly engine is protected by a double air filter in foam and nylon, and the high-speed high-power chain guarantees clean and accurate cuts without damaging the bark. Models **GST 250** and **GST 360** are designed by **Giugiaro**, a world leading brand in the industrial design field.

GST 250 available also with 1.1 mm chain and sprocket-nose bar (0.043" thickness).



Snap hook: fold-away steel snap hook for rapid attachment of the tool to the operator's harness.



OnBoard clutch: quick fitting of bar and chain, cleaner clutch for lasting performance.



AlwaysOn switch: rapid engine stopping and, thanks to the autoreset function, always ready to restart.



Translucent tanks: allow easy monitoring of oil and fuel levels, thus reducing unscheduled stops for top-ups (**GST 250**).



GST 250

GST 360

Power/Displacement	1.3 HP - 1.0 kW/25.4 cm ³	2.0 HP - 1.5 kW/35.1 cm ³
Bar length (nose)	25 cm/10" (sprocket/carving)	30-35 cm/12"-14" (sprocket)
Chain (pitch x gauge)	1/4" x .050" (sprocket) 1/4" x .050" (carving) 1/4" x .043" (sprocket)	3/8" x .050" (sprocket)
Oil pump	aluminium, automatic/zero flow rate at idle speed	aluminium, adjustable/zero flow rate at idle speed
Oil/fuel tank capacity	0.19 L/0.22 L	0.23 L/0.28 L
Sound pressure/power level	97.7/107.9 dB(A)	103/115 dB(A)
Lh/rh vibration level	4.3/5.2 m/s ²	4.9/5.2 m/s ²
Dry weight without bar and chain	2.7 kg	3.8 kg

H series pruners

These pruners are designed to easily solve the problem of cutting and limbing at height, while at the same time guaranteeing a constantly comfortable and safe working position: these tools eliminate the need for access solutions such as ladders and platforms of various types once and for all. If you want the best value for money, the **PPH 250** model is an excellent choice. Lightweight and easy to handle, it is well suited for jobs around the home and on smallholdings.



Piston with 2 elastic rings, forged and machined steel crankshaft and connecting rod, needle roller bearings, nickel plated cylinder: constant high efficiency guaranteed over time, even when undertaking heavy work schedules.



Exceptional reliability thanks to the Ø 8mm rigid drive shaft running on 6 self-lubricating plain bearings.



AlwaysOn switch: rapid engine stopping, and thanks to the autoreset function, always ready to restart.



PPH 250

Power/Displacement	1.2 HP – 0.9 kW/25.4 cm ³
Pruner adjustment	fixed implement
Bar length (nose)	25 cm/10" (sprocket)
Chain (pitch x gauge)	3/8" x .050"
Overall length of machine	2.2 m
Sound pressure/power level	-
Lh/rh vibration level	-
Dry weight of complete tool without bar and chain	-

Available from spring 2021

Telescopic pruners

Model **PPX 271** is designed to solve your cutting and limbing problems at a height with ease, while at the same time guaranteeing a constantly comfortable and safe working position. Suitable for use in woodland, in rural surroundings and in urban open spaces, this tool eliminates the need for access solutions such as ladders and platforms of various types once and for all. Thanks to the telescopic pole that can be extended up to 3.12 metres, this chainsaw can reach branches up to 5 metres from the ground. The pruner can be adjusted to 5 intermediate angles from 0° to 90°, thanks to a device that allows excellent performance in any working position and allows a far clearer view of the cutting area. The aluminium engine shroud affords superior mechanical strength. The professional oil pump ensures constant lubrication of the bar and chain.



Piston with 2 rings, nickel-plated diecast cylinder, forged connecting rod and crankshaft: all features guaranteed to make the engine extremely rugged and durable.




Straightforward pruner fixing system: with 5 alternative cutting positions (from 0° to 90°) for maximum visibility of the operating area and greater precision.



AlwaysOn switch: rapid engine stopping and, thanks to the autoreset function, always ready to restart.



Aluminium clutch housing and cover: optimised and reduced weight of the machine while imparting high strength and lasting reliability.



PPX 271





Power/Displacement	1.3 HP – 1.0 kW/27.0 cm ³
Adjustment of pruning head	from 0° to 90° (5 positions)
Bar length (nose)	25 cm/10" (microlite sprocket)
Chain (pitch x gauge)	3/8" x .043"
Overall length of machine	2.60 m/3.80 m
Sound pressure/power level	97.0/107.5 dB(A)
Lh/rh vibration level	4.2/5.9 m/s ²
Dry weight of complete tool without bar and chain	7.9 kg







Accessories for Chainsaws and Pruners - Description of chains

Chain type	Pitch	Tooth design	Gauge				Bar length
			.043"	.050"	.058"	.063"	
			1.1 mm	1.3 mm	1.5 mm	1.6 mm	
	3/8		N143C-K				12" (30 cm)
	1/4		E143MC-K				10" (25 cm)
	1/4			E650MC-K			up to 16" (40 cm)
	3/8 LOW PRO		N143C-K				from 12" to 16" (from 30 to 40 cm)
	3/8 LOW PRO			N150C-N			
	3/8 LOW PRO			N150C-K			
	.325			K250C-N			from 11" to 20" (from 28 to 50 cm)
	.325			K250C-K			
	.325				K258C-N		
	.325				K258C-K		
	.325					K263C-N	
	.325			K250NK-K			from 13" to 18" (from 33 to 45 cm)
	.325			K250L-N	K258L-N	K263L-N	from 11" to 20" (from 28 to 50 cm)
	3/8			A350EP-N			up to 36" (up to 90 cm)
	3/8				A358EP-N		
	3/8					A363EP-N	
	3/8				A358EP-K		from 13" to 24" (from 33 to 60 cm)
	3/8				A358LM-N		
	3/8					A363LM-N	
	404					B463EP-N	

HOW TO IDENTIFY A CHAIN	K	50	C	K	072	EOM
	.325"	.050"	Semi-Chisel	Anti-kickback tooth	# links reel length	Loop boxes, reels
Pitch	Gauge	Tooth type	Anti-kickback protection			
A 3/8"	50 .050" (1.3 mm)	C Semi-Chisel	K	EOM		
B .404	58 .058" (1.5 mm)	EP Type "E" professional (Semi-Chisel)	N	EEF		
E 1/4"	63 .063" (1.6 mm)	LM Magna Chisel (PRO-CHISEL)		REM		
K .325"	43 .043" (1.1 mm)	MC Micro Chisel				
N 3/8" Lo Pro		NK Narrow Kerf				

Accessories for Chainsaws and Pruners - Description of chains

					Petrol chainsaws				Description
					< 35 cc	35 - 45 cc	45 - 60 cc	> 60 cc	
	●	●		●	●				Recommended for small and medium displacement chainsaws. Clean cut, high performance. Installed on pruner chainsaws.
	●			●	●				Compact, lightweight and strong. The bar-chain combination offers a weight reduction of around 15% compared to a traditional chain.
	●	●		●	●				Maximum performance level. Ideal for intensive pruning work.
	●			●	●				Developed for DIY applications. Guarantees low vibration and maximum safety thanks to the anti-kickback tooth.
		●	●		●	●	●	●	Lightweight and high performance. This chain was developed for professionals who need an .325" pitch chainsaw.
		●	●		●	●	●		Developed for lightweight chainsaws, guarantees optimal performance and low power absorption.
		●	●		●	●	●		Developed for professional users requiring an .325" pitch chainsaw.
			●		●	●	●	●	Featuring high performance and strength, this chain is specifically designed for demanding professional applications.
			●		●	●	●	●	The 3/8 chisel chain has always been the benchmark for professional users.
		●			●	●		●	Designed to handle the heaviest duty applications. Unstoppable and super strong.

Pitch	EMAK	OREGON	CARLTON	WINDSOR						
1/4	E650MC-K	25AP	E1MC-BL	50K	90°	30°	.025	85° - 90°	60°	5/32" - 4.0 mm
3/8 LP	N143C-K	90SG	N4C-BL	43RG						
3/8 LP	N150C-N	91VXL	N1C	50R	90°	35°	.025	85° - 90°	60°	5/32" - 4.0 mm
3/8 LP	N150C-K	91VG	N1C-BL	50RG						
.325	K250C-N/K	20BPX	K1C-K1C-BL	50J - 50JG						
.325	K258C-N/K	21BPX	K2C-K2C-BL	58J - 58JG	90°	30°	.025	80° - 90°	60°	3/16" - 4.8 mm
.325	K263C-N	22BPX	K3C	63J - 63JG						
.325	K250NK	95VPX	K1NK-BL	50JSG						
.325	K250L-N	20LPX	K1L	50JL						
.325	K258L-N	21LPX	K2L	58JL	80°	30°	.025	85° - 90°	60°	11/64" - 4.5 mm
.325	K263L-N	22LPX	K3L	63JL						
3/8	A350EP-N	72D - 72DP	A1EP	50A						
3/8	A358EP-N	73D - 73DP	A2EP	58A	90°	35°	.025	85° - 90°	60°	7/32" - 5.5 mm
3/8	A363EP-N	75D - 75DP	A3EP	63A						
3/8	A358EP-K	73V	A2EP-GL							
3/8	A358LM-N	73LGX	A2LM	58APL	80°	30°	.025	80° - 90°	60°	7/32" - 5.5 mm
3/8	A363LM-N	75LGX	A3LM	63APL						

Accessories for Chainsaws and Pruners - Guide-bars and chains



	Guide bars		Chains		Reels Emak 100' (Ft) Reels Emak 25' (Ft)		Chains Emak + Oleo-Mac		Machines																		
	Length	Part code	Pitch x gauge	N. links Type	Type	Part code	Type	Part code	GS 220 Li-Ion	GS 30	GS 350	GS 370	GS 370 P.S.	GS 410	GS 411	GS 451	GS 520	GS 560	GS 630	GS 651	GS 720	GS 200 E	PPH 250	EP 90 - EP 100 - EP 120 - PPX 271			
PS	16" - cm 41	50180029R*	.3/8" x .050" (1.3mm)	56-91 PS			Power Sharp	3063006*																			
Bar with sprocket nose	10" - cm 25	63090030R	.3/8" x .043" (1.1mm)	39-90 SG	N143C-K-100REM	3063037A	N143C-K-039E	30629019A																		●	
	12" - cm 30	54050043	.3/8" x .043" (1.1mm)	45-90 PX	N143C-K-100REM	3063037A	N143C-K-045E	30629041	●																		
	10" - cm 25	3061025R	.1/4" x .043" (1.1mm)	60-A4SMB	N143C-K-025REM	3063023A				●																	
	10" - cm 25	3061026R	.1/4" x .043" (1.1mm)	60-A4SMB			EMAK	3062055R		●																	
	10" - cm 25	50290032R	.1/4" x .050" (1.3mm)	58-91 VG	E650MC-K-100REM	3063013A	E650MC-K-058E	30629040A		●																	
	12" - cm 30	50030232R	.3/8" x .050" (1.3mm)	45-91 VG	E650MC-K-025REM	3063029A					●																
	14" - cm 35	093500313R	.3/8" x .050" (1.3mm)	50-91 VG			N150C-K-045E	30629013A	●																		
	14" - cm 35	50030190R	.3/8" x .050" (1.3mm)	52-91 VG			N150C-N-045E	30629031A	○																		
	14" - cm 35	50030190R	.3/8" x .050" (1.3mm)	53-91 VG	N150C-K-100REM	3063022A	N150C-K-050E	30629036A			○																
						N150C-N-100REM	3063021A	N150C-N-050E	30629032A																		
						N150C-N-025REM	3063035A	N150C-N-052E	30629015A																		
								N150C-N-052E	30629033A																		
								N150C-N-053E	30629034A																		
								N150C-N-055E	30629017A																		
								N150C-N-056E	30629035A																		
		16" - cm 41	50052012R	.3/8" x .050" (1.3mm)	57-91 VG			N150C-K-057E	30629018A																		
		16" - cm 41	004001108R	.3/8" x .050" (1.3mm)	57-91 VG			N150C-K-057E	30629018A																		
		16" - cm 41	50062006R	.325" x .050" (1.3mm)	66-95 VP	K250NK-K-100REM	3063016A	K250C-K-066E	30629004A																		
		16" - cm 41	093800065R	.325" x .050" (1.3mm)	66-95 VP	K250C-K-100REM	3063015A	K250C-K-066E	30629004A																		
		18" - cm 46	50230058R	.325" x .050" (1.3mm)	72-95 VP	K250C-N-100REM	3063014A	K250C-K-072E	30629027A																		
		18" - cm 46	50310206R	.325" x .050" (1.3mm)	72-95 VP	K250C-N-025REM	3063030A	K250C-K-072E	30629027A																		
		16" - cm 41	094600275R	.325" x .058" (1.5mm)	66-21 BP			EMAK	001000710R																		
		18" - cm 46	094600285R	.325" x .058" (1.5mm)	72-21 BP			K258C-K-072E	30629007A																		
		20" - cm 51	50082021R*	.325" x .058" (1.5mm)	78-21 BP	K258C-N-100REM	3063017A	K258C-K-078E	30629008A																		
		20" - cm 51	50310207R	.325" x .058" (1.5mm)	78-21 BP	K258L-N-100REM	3063019A	K258C-K-078E	30629008A																		
		15" - cm 38	50012051*	.325" x .058" (1.5mm)	64-21 LP	K258C-K-100REM	3063018A	K258C-K-064E	30629039A																		
		16" - cm 41	50012035R	.325" x .058" (1.5mm)	66-21 BP	K258C-N-025REM	3063032A	EMAK	001000710R																		
		18" - cm 46	50012036R	.325" x .058" (1.5mm)	72-21 BP			K258C-K-072E	30629007A																		
		20" - cm 51	50012037R	.325" x .058" (1.5mm)	78-21 BP			K258C-K-078E	30629008A																		
		18" - cm 46	50092020R*	.3/8" x .058" (1.5mm)	68-73 DP			A358EP-K-068E	30629001A																		
	18" - cm 46	50022010R	.3/8" x .058" (1.5mm)	68-73 DP			A358EP-K-068E	30629001A																			
	20" - cm 51	50022011R	.3/8" x .058" (1.5mm)	72-73 DP			A358EP-K-072E	30629002A																			
	22" - cm 56	50022012*	.3/8" x .058" (1.5mm)	77-73 DP			A358LM-N-072E	30629022*																			
	18" - cm 46	50250106R	.3/8" x .058" (1.5mm)	68-73 DP			EMAK	001000754R*																			
	20" - cm 51	50250107R	.3/8" x .058" (1.5mm)	72-73 DP	A358EP-N-100REM	3063008A	A358EP-K-068E	30629001A																			
	24" - cm 61	50250108R	.3/8" x .058" (1.5mm)	84-73 DP	A358LM-N-100REM	3063010A	A358EP-K-072E	30629002A																			
	18" - cm 46	50310121R	.3/8" x .058" (1.5mm)	68-73 DP			A358LM-N-072E	30629022*																			
	20" - cm 51	50310177R	.3/8" x .058" (1.5mm)	72-73 DP																							
	20" - cm 51	097000245R	.3/8" x .058" (1.5mm)	72-73 DP			A358EP-K-068E	30629001A																			
	25" - cm 64	50022041R*	.3/8" x .058" (1.5mm)	88-73 DP			A358EP-K-072E	30629002A																			
							A358LM-N-072E	30629022*																			
							A358EP-K-088E	30629003A																			

• Standard cutting systems. ○ Compatible cutting systems. PS Power Sharp * While stocks last

Accessories for Chainsaws and Pruners - Guide-bars and chains



Guide bars		Chains		Reels Emak 100' (Ft) Reels Emak 25' (Ft)	Chains Emak + Oleo-Mac		Machines																							
Length	Part code	Pitch x gauge	N. links Type	Type	Part code	Type	Part code	GS 220 L-I-Ion	GS 30	GS 250	GS 360	GS 35 C - GS 350 C	937 - GS 370 - GS 37 - GS 371 - GSH 40 - GSH 400	937 P.S. - GS 370 P.S.	941 C - GS 410 C - GS 41 - GS 411	941 CX - GS 410 CX - GS 41 - GS 411	GS 44 - GS 440 - GS 45 - GS 451	947 - 952 - GS 520	GSH 51 - GSH 510 - GSH 56 - GSH 560	956	962 - GS 630	GS 650 - GS 651	GS 720	GS 200 E	PPH 250	EP 90 - EP 100 - EP 120 - PPX 271				
Bar with stellite nose	10" - cm 25	50030352R	.1/4" x .050" (1.3mm)	60-25 AP	E650MC-K-100REM E650MC-K-025REM	3063013A 3063029A	E650MC-K-060E	30629021A		●																				
	18" - cm 46	50022014*	.3/8" x .058" (1.5mm)	68-73 DP																										
	20" - cm 51	50022015R*	.3/8" x .058" (1.5mm)	72-73 DP			A358EP-K-072E	30629002A																						
	24" - cm 61	50090039R*	.3/8" x .058" (1.5mm)	80-73 LP			A358LM-N-072E	30629022*																						
	20" - cm 51	50250111R	.3/8" x .058" (1.5mm)	72-73 DP	A358EP-N-100REM	3063008A	A358EP-K-072E	30629002A																						
	24" - cm 61	50250112R	.3/8" x .058" (1.5mm)	84-73 DP	A358LM-N-100REM	3063010A	A358LM-N-072E	30629022*																						
	28" - cm 71	50250113R	.3/8" x .058" (1.5mm)	92-73 DP																										
	30" - cm 76	50250110R*	.3/8" x .058" (1.5mm)	102-73 DP																										
	20" - cm 51	097000247R*	.3/8" x .058" (1.5mm)	72-73 DP				A358EP-K-072E	30629002A																					
	25" - cm 64	097000249R	.3/8" x .058" (1.5mm)	88-73 DP				A358LM-N-072E	30629022*																					
								A358EP-K-088E	30629003A																					

● Standard cutting systems. ○ Compatible cutting systems. * While stocks last

Supplementary chains	Pitch	Reels Emak 100' (Ft) Reels Emak 25' (Ft)		Machines	
		Type	Part code	Type	Part code
	.325" x .063" (1.6mm)	67-22PBX	K263C-N-100REM 3063020A	K263C-N-067E	30629029A
		74-22PBX		K263C-N-074E	30629030A
	.325" x .063" (1.6mm)		K263L-N-025REM 3063034*		
	.3/8" x .063" (1.6mm)	66-75LGX	A363LM-N-100REM	3063012	A363LM-N-066E 30629025*
		72-75LGX	A363LM-N-025REM	3063027*	A363LM-N-072E 30629026*
	.3/8" x .063" (1.6mm)	66-75D-DP	A363EP-N-100REM	3063011A	A363EP-N-066E 30629023*
		72-75D-DP			
	.3/8" x .050" (1.3mm)	72D-DP	A350EP-N-100REM	3063007A	

Number of chain links in chain roll sizes	Pitch	Reels Emak 100' (Ft) Reels Emak 25' (Ft)
	3/8"	1640 links / 412 links
	.325"	1848 links / 464 links
	.404"	1484 links / 372 links
	.1/4"	2392 links / 600 links

Accessories for Chainsaws and Pruners

Guide bars description and key

	Bar	Bar type	Nose	Bar length	Pitch	Gauge			
						.043"	.050"	.058"	.063"
						1.1 mm	1.3 mm	1.5 mm	1.6 mm
	Microlite® Thanks to their reduced thickness and low engine power absorption, Micro-Lite bars are ideal for all types of DIY applications. These guide-bars ensure the maximum lightweight, low vibration, and reduced kickback.	Laminated	Sprocket	10"-12"-16"-18" / 25-30-41-46 cm	.3/8"	●			
					.325"		●		
	Laminated with Sprocket nose Designed for DIY and semi-professional use, are ideal for lightweight, versatile, and highly reliable chain saws. Equipped with a special barrier dam that prevents the loss of oil, these guide-bars ensure perfect lubrication, top performance, and longer working life of both bar and chain.	Laminated	Sprocket	12"-14"-16"-18"-20" / 30-35-41-46-51 cm	.3/8"		●		
					.325"			●	
	Solid with Replaceable Sprocket Nose (Power Match®) Nose Designed for professional applications, are equipped with an efficient oiling system (Lubrijet®) thanks to an angled hole on the bar that is kept clear by the transit of the chain drive links. The replaceable nose is available for .325" and .3/8" pitch chains.	Solid	Replaceable Sprocket Nose	15"-16"-18"-20"-22"-24"-25"-28" / 38-41-46-51-56-61-64-71 cm	.3/8"			●	
					.325"				●
	Solid with Stellite Nose For professional use, guarantee excellent performance and lifetime even in the most adverse conditions and when subjected to prolonged stress. The stellite bar nose offers the maximum wear resistance. The chains are equipped with an efficient oiling system (Lubrijet®) that features an angled hole on the bar that is kept clear by the transit of the chain drive links.	Solid	Stellite	10"-18"-20"-24"-25"-28"-30" / 25-46-51-61-64-71-76 cm	.1/4"		●		
					.3/8"				●
	Solid with Stellite Nose For professional use, guarantee excellent performance and a long working lifetime even in the most adverse conditions and when subjected to prolonged stress. The stellite bar nose offers the maximum wear resistance.	Solid	Stellite	30"-36" / 76-91 cm	.404"				●
	Power Sharp Practical system consisting of a sharpening stone, guide bar and a special chain that can be sharpened in just 5 seconds without the use of tools. Simply attach the sharpening stone device onto the guide bar and operate the chain saw at maximum speed, pressing the foot of the device hard against a solid object for several seconds. At this point the chain is sharpened and the operator can resume work immediately.	Laminated	Sprocket	16" / 41 cm	.3/8"			●	

Precision, safety and freedom of movement: all the ingredients of the perfect cut.

Technology and comfort

With their high performance engine and top-quality blades, **Oleo-Mac** hedgetrimmers are a guarantee of excellence. Lightweight, powerful and easy to use, these tools are perfect for tackling all types of hedges with clean and accurate cutting action, essential for the aesthetic results of the job and to protect the health of the plants. Ease of use of **Oleo-Mac** hedgetrimmers is assured also by the Primer and EasyOn devices, designed to facilitate engine starting, even in cold weather conditions.



High quality blades with top cutting edge ensure a clean and precise cut that will not damage vegetation. Equipped with adjustment system for adaptability to any type of foliage.



Professional grade aluminium gear case, drive linkage with pinion carried in bearings and rods with rollers, combining to guarantee long life, low noise and minimal vibration.



EasyOn system to guarantee reduced effort and speed of starting.



Large paper air filter for higher filtration capacity and more effective engine protection, even in dusty conditions.



Anti-vibration system utilizing 4 springs guaranteeing total isolation from the operator's hands.



Rear swivel handle rotatable through 180°: ensures easy trimming even when working at an angle (double-sided blade models only).



Hedgetrimmers

Guide to selection

		HOME	COUNTRYSIDE	WOODLAND	URBAN
CUTTING HEDGES WITH SMALL STEMS	Electric	HC 605 E HC 750 E			
	Battery-powered	HCi 45			
CUTTING LARGE HEDGES WITH DENSE VEGETATION	Professional			HC 246 P HC 247 P HCS 247 P	
	Shaft			BC 241 H BC 241 HL	

Electric Hedgetrimmers

Lightweight, compact and agile: the practical electric hedgetrimmers are equipped with a motor that offers performance comparable to the petrol engine models. Electric hedgetrimmers, designed to handle smaller occasional jobs with ease, are the ideal tools for amateur gardeners. Suitable for trimming and pruning medium size hedges or bushes and relatively sparse vegetation, these tools are fitted with a quiet running motor that makes them suitable for use around residential areas.



Double safety switch on the handle for maximum operator safety.



180° swivel handle: allows the tool to be used also when holding it at an angle.



Transparent hand guard for maximum visibility of the work area.



HC 605 E

HC 750 E

Power	0.60 kW	0.70 kW
Voltage	230 V	230 V
Frequency	50 Hz	50 Hz
Type/Blade	double	double
Length/Blade	570 mm	700 mm
Pitch/Blade	30 mm	35 mm
Maximum cutting thickness	15 mm	20 mm
Sound pressure/power level	78/95.4 dB(A)	86/94.9 dB(A)
Lh/rh vibration level	2.3/2.9 m/s ²	< 2.5 m/s ²
Weight	3.6 kg	4.3 kg

Battery-powered Hedgetrimmers

The freedom of movement allowed by the absence of a power cable makes battery-powered hedgetrimmers ideal for duties around the garden. Equipped with high quality laser-treated blades to ensure high cutting precision without damaging vegetation, battery-powered hedgetrimmers are the perfect solution thanks to their ergonomic design and total absence of exhaust emissions. The rugged gearbox ensures reliability and long life, while the batteries provide up to 2 hours of continuous operation so that jobs can be completed on a single charge.



High quality laser-sharpened 45 cm blades.



Very long working times.



Dual action.



HCi 45

Motor type	Brushed
Voltage	40 V
Operating batteries	Bi 2,5 OM / Bi 5,0 OM
Blade type	dual action
Blade length	45 cm
Blade tooth spacing	20 mm
Sound pressure/power level	81.4/90 dB(A)
Lh/rh vibration level	< 2.5 m/s ²
Running time, light use (*)	60' (2.5 Ah) / 120' (5.0 Ah)
Running time, intensive use (*)	45' (2.5 Ah) / 90' (5.0 Ah)
Weight without battery	3.0 kg
Charging time with CRG	110' (2.5 Ah) / 220' (5.0 Ah)
Charging time with FAST CRG	50' (2.5 Ah) / 70' (5.0 Ah)

(*) Indicative data which may vary depending on working conditions and the type of vegetation cut

Professional petrol engine Hedgetrimmers

The professional hedgetrimmers have all the features needed to prune very large and thickly vegetated hedges without problems. Powerful and rugged and yet still light enough to be easily manageable, these models have steel blades and an aluminium gearbox: top quality components that ensure consistently high efficiency through time.




Piston with 2 rings, forged and machined steel crankshaft and connecting rod, needle roller bearings, nickel-plated cylinder: constant efficiency through time, even when undertaking heavy work schedules.



High quality steel blades with top cutting edge: designed to ensure a clean and precise cut that will not damage vegetation. Equipped with adjustment system for adaptability to suit any type of foliage.



Model **HCS** with AlwaysOn switch: rapid engine stopping and, thanks to the autoreset function, always ready to restart.



Single blade deflector for **HCS 247 P**. Useful for collecting foliage to ensure it doesn't remain lodged in the hedge, hindering the progress of the operator.

58040150



HC 246 P



HC 247 P



HCS 247 P

	HC 246 P	HC 247 P	HCS 247 P
Power	1.0 HP - 0.75 kW	1.0 HP - 0.75 kW	1.0 HP - 0.75 kW
Displacement	21.7 cm ³	21.7 cm ³	21.7 cm ³
Type/Blade	double	double	single
Length/Blade	600 mm	750 mm	750 mm
Pitch/Blade	35 mm	35 mm	35 mm
Sound pressure/power level	98.8/108 dB(A)	98.8/108 dB(A)	98.8/108 dB(A)
Lh/rh vibration level	3.8/4.5 m/s ²	3.8/4.5 m/s ²	6.6/8.6 m/s ²
Weight	5.2 kg	5.4 kg	5.2 kg

Petrol engine shaft Hedgetrimmers

Uneven or steeply sloping terrain and hard-to reach vegetation are no longer a problem for pruning work thanks to the shaft hedgetrimmers. The ergonomic and comfortable handles are equipped with safety switches designed to stop the tool if the operator releases it. High cutting quality is achieved thanks to the double-edge blade, adjustable through 180° with 12 intermediate positions.



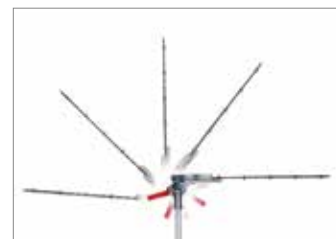
Piston with 2 rings, nickel-plated diecast cylinder, forged connecting rod and crankshaft: all features guaranteed to make the engine extremely rugged and durable.




EasyOn starting system: reduces kick-back when starting.



AlwaysOn switch: rapid engine stopping and, thanks to the autoreset function, always ready to restart.



High quality steel blades, rotatable through 12 different positions from 0° to 180°: the blades provide clean and accurate cutting action to safeguard the health of the hedge.



BC 241 H

BC 241 HL

Power	1.2 HP - 0.9 kW	1.2 HP - 0.9 kW
Displacement	21.7 cm ³	21.7 cm ³
Type/Blade	double blade, rotatable through 12 positions from 0° to 180°	double blade, rotatable through 12 positions from 0° to 180°
Length/Blade	500 mm	500 mm
Machine overall length	1.8 m	2.4 m
Pitch/Blade	35 mm	35 mm
Sound pressure/power level	93.4/104.7 dB(A)	93.4/104.7 dB(A)
Lh/rh vibration level	8.0/6.5 m/s ²	8.0/6.5 m/s ²
Weight	6.8 kg	7.1 kg

Lawns, ditches, undergrowth:
a perfect cut knows
no obstacles.



Technology and comfort

Oleo-Mac has designed a brushcutter for all types of cutting and finishing work. **Oleo-Mac** models are equipped with engines that deliver a high torque even at low speed. The many features of these models, including the self-lubricating bushes and ergonomic handles, ensure the maximum user comfort when working with these tools. Other aspects, such as the generous size of the clutch, the steel composition of the crankshaft or the two piston rings, make our brushcutters safe and reliable workmates that are guaranteed to endure through time. The safety devices provided make **Oleo-Mac** tools suitable for both professional and home use.



Forged steel crankshaft and piston with two rings: guarantees longer working life.



Ergonomic loop and handles: clad in soft rubber to provide an anatomic and comfortable grip of the tool in all operating conditions.



AlwaysOn on/off system: returns automatically to the start position after each stop, avoiding flooding of the engine.



Filter support with anti-backflow element (Emak patent): prevents the filter from becoming fouled by fuel and guarantees longer operation between filter maintenance procedures.



User-friendly starting EasyOn system that ensures smooth engine pick-up with no kickback and a limited number of pulls



Large size paper air filter for higher filtration capacity, guaranteeing excellent protection of the engine also in very dusty conditions



Brushcutters

Guide to selection

		HOME	COUNTRYSIDE	WOODLAND	URBAN
FINISHING OFF THE LAWN ON SMALL AND FLAT GROUND	Electric	TR 61 E TR 91 E			
	Battery-powered	BcI 30			
	H series lightweight	BCH 25 / BCH 250			BCH 25 / BCH 250
	H series lightweight multifunction	BCH 25 D BCH 250 D			BCH 25 D BCH 250 D
	SPARTA series lightweight	SPARTA 25 SPARTA 250			
	BC series lightweight	BC 241			BC 241
	BC series lightweight multifunction	BC 241 D			BC 241 D
FINISHING OFF THE LAWN ON LARGE TRACTS OF LAND	H series medium power	BCH 40 / BCH 400			BCH 40 / BCH 400
	SPARTA series medium power	SPARTA 381 SPARTA 441			
	BC series medium power	BC 270 BC 300 BC 350			BC 270 BC 300 BC 350
	BC series medium power multifunction	BC 300 D			
FINISHING OFF THE LAWN ON WIDE AND DISCORDANT TERRAIN	Professional	BC 400 741 / 746 / 753 / 755 MASTER BC 530 / BC 550			
CUTTING RUSHES, CLEANING THE UNDERGROWTH	Backpack	SPARTA 441 453 BCF 550			

Electric Trimmers

Electric trimmers are the perfect tool for clearing small plots of land, combining high performance with easy use. Ranging in power from 600 to 850 W, these tools are particularly indicated for occasional jobs at home, such as tidying the lawn and finishing the edges.



TR 61 E



TR 91 E

	TR 61 E	TR 91 E
Power	600 W	850 W
Voltage/Frequency	120-230 V/50-60 Hz	120-230 V/50-60 Hz
Tube diameter	22 mm	22 mm
Grip	single	single
Cutting components	105 mm dia. Tap&Go head with 1.65 mm dia. line	109 mm dia. Tap&Go head with 1.60 mm dia. line
Harness	optional	single
Sound pressure/power level	86/95 dB(A)	87/95 dB(A)
Lh/rh vibration level	5.4/3.1 m/s ²	6.4/6.0 m/s ²
Dry weight without cutting tools	3.7 kg	4.0 kg

Battery-powered Brushcutters

The **BCi 30** is an irreplaceable tool for working around the garden. Combines the low weight and ease of use typical of battery powered tools with the practicality of a Load&Go line head, easily refillable without the use of tools. Performance is fully comparable with that of a medium power petrol engine brushcutter, with 30 cm cutting diameter and 2 mm diameter "Pro-Silent" line.



Rugged and well-balanced handle.



30 cm cutting diameter.



Load&Go head.



BCi 30

Motor type	Brushed
Voltage	40 V
Operating batteries	Bi 2,5 OM / Bi 5,0 OM
Cutting diameter	30 cm
Cutting equipment	103 mm dia. Load&Go line head with 2 mm dia. nylon line
Handle	single, adjustable
Sound pressure/power level	76/87 dB(A)
Lh/rh vibration level	< 2.5 m/s ²
Running time, light use (*)	30' (2.5 Ah) / 60' (5.0 Ah)
Running time, intensive use (*)	20' (2.5 Ah) / 40' (5.0 Ah)
Weight without battery	2.9 kg
Charging time with CRG	110' (2.5 Ah) / 220' (5.0 Ah)
Charging time with FAST CRG	50' (2.5 Ah) / 70' (5.0 Ah)

(*) Indicative data which may vary depending on working conditions and the type of vegetation cut

H series petrol engine Brushcutters

Lightweight

“H” series brushcutters are at the entry level of the **Oleo-Mac** range. These brushcutters are designed to guarantee the ideal combination of performance and economy, for jobs in home gardens and on smallholdings. Specifically, these compact and lightweight models are perfect for tidying and edging lawns.



Piston with 2 rings, forged and machined steel crankshaft and connecting rod, needle roller bearings, nickel plated cylinder: constant high efficiency guaranteed over time, even when undertaking heavy work schedules.



Exceptional reliability thanks to the Ø 8 mm rigid drive shaft running in 6 self-lubricating plain bearings.



AlwaysOn switch: rapid engine stopping, and thanks to the autoreset function, always ready to restart.



Ø 110 mm Tap&Go EVO line head, Ø 2.4 mm line, Tap&Go operation.



BCH 25 S

BCH 25 T

BCH 250 S

BCH 250 T

Power/Displacement	1.2 HP - 0.9 kW/25.4 cm ³	1.2 HP - 0.9 kW/25.4 cm ³
Tube diameter	26 mm	26 mm
Grip	single	handlebar
Cutting components	110 mm dia. Tap&Go EVO line head with 2.40 mm line	110 mm dia. Tap&Go EVO line head with 2.40 mm line 255 mm dia. disc with 3 blades
Harness	single	single
Fuel tank capacity	0.64 L	0.64 L
Sound pressure/power level	98/114 dB(A)	98/114 dB(A)
Lh/rh vibration level	5.3/5.5 m/s ²	3.5/4.7 m/s ²
Dry weight without cutting tools	5.8 kg	6.4 kg

H series petrol engine Brushcutters

Medium power

At the entry level of the **Oleo-Mac** range, “H” series brushcutters are designed to provide the perfect compromise of performance and economy for jobs in home gardens and on smallholdings. These models deliver constant torque and power even at low speeds, making them suitable for the most demanding jobs.



Piston with 2 rings, forged and machined steel crankshaft and connecting rod, needle roller bearings, nickel plated cylinder: constant high efficiency guaranteed over time, even when undertaking heavy work schedules.



Exceptional reliability thanks to the Ø 8 mm rigid drive shaft running in 6 self-lubricating plain bearings.



AlwaysOn switch: rapid engine stopping, and thanks to the autoreset function, always ready to restart.



Ø 130 mm Tap&Go EVO line head, Ø 2.4 mm, Tap&Go operation.



	BCH 40 T	BCH 40 BP
	BCH 400 S	BCH 400 T

Power/Displacement	2.0 HP - 1.5 kW/40.2 cm ³	2.0 HP - 1.5 kW/40.2 cm ³	2.0 HP - 1.5 kW/40.2 cm ³
Tube diameter	26 mm	28 mm	26 mm
Grip	single	handlebar	single
Cutting components	130 mm dia. Tap&Go EVO line head with 2.40 mm line	130 mm dia. Tap&Go EVO line head with 2.40 mm line 255 mm dia. disc with 3 blades	130 mm dia. Tap&Go EVO line head with 2.40 mm line 255 mm dia. disc with 3 blades
Harness	single	double	double
Fuel tank capacity	0.86 L	0.86 L	0.86 L
Sound pressure/power level	95.4/113 dB(A)	95.4/113 dB(A)	95.4/113 dB(A)
Lh/rh vibration level	7.0/5.8 m/s ²	4.5/5.7 m/s ²	4.6/3.3 m/s ²
Dry weight without cutting tools	7.3 kg	8.1 kg (40 T) 8.2 kg (400 T)	9.9 kg (40 BP) 10.3 kg (400 BP)

H series petrol engine Brushcutters

Multifunction

As the name suggests, “H” series multifunction brushcutters have multiple uses. Designed to meet the needs of those who occasionally need extra equipment, it combines several high-performance tools in a single machine. As well as pruning bushes, it is very useful for cutting the lawn and trimming hedges. Thanks to the separately purchasable applications and the no-tools quick coupling system, changing activities in the same work session can be done simply and rapidly.



Piston with 2 elastic rings, forged and machined steel crankshaft and connecting rod, needle roller bearings, nickel plated cylinder: constant high efficiency guaranteed over time, even when undertaking heavy work schedules.



Exceptional reliability thanks to the Ø 8mm rigid drive shaft running on 6 self-lubricating plain bearings.



AlwaysOn switch: rapid engine stopping, and thanks to the autoreset function, always ready to restart.



BCH 25 D

BCH 250 D

Power/Displacement	1.2 HP – 0.9 kW/25.4 cm ³
Shaft arm diameter	26 mm
Handle	single
Tank capacity	0.64 L
Weight of engine unit	4.9 kg

Available from spring 2021

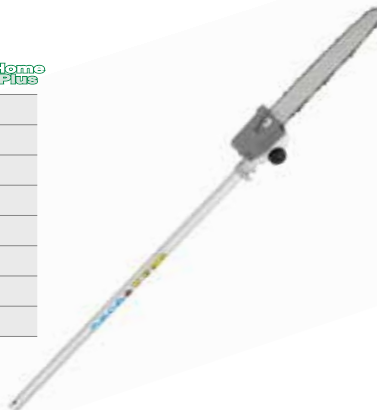
H series petrol engine Brushcutters

Multifunction

Pruner



Machine overall length	2.0 m
Bar length	25 cm/10"
Chain (pitch x gauge)	3/8"x .050"
Oil tank capacity	0.13 L
Shaft arm diameter	26 mm
Sound pressure/power level	-
Lh/rh vibration level	-
Weight of application	1.7 kg



Hedgetrimmer



Machine overall length	2.2 m
Blade length	400 mm
Blades	adjustable through 12 positions from 0° to 180°
Blade pitch	30 mm
Shaft arm diameter	26 mm
Sound pressure/power level	-
Lh/rh vibration level	-
Weight of application	2.2 kg



Brushcutter



Cutting components	110 mm dia. Tap&Go EVO head with 2.40 mm dia. line
Shaft arm diameter	26 mm
Sound pressure/power level	-
Lh/rh vibration level	-
Application weight without cutting tools	1.5 kg



Shaft extension



Weight	0.9 kg
Shaft arm diameter	26 mm
Length	1000 mm



SPARTA series petrol engine Brushcutters

Lightweight

SPARTA lightweight brushcutters are recommended for tidying and edging lawns in the garden for home users and in larger open spaces. The robust technological solutions adopted guarantee consistently high quality over time. These brushcutters are available with either a rigid drive shaft or with a curved shaft arm to adapt easily to suit all styles of use.



Only available
in certain markets

SPARTA 25 TR

SPARTA 250 TR

SPARTA 250 S

SPARTA 25

SPARTA 250 T

Power/Displacement	1.0 HP - 0.8 kW/25.4 cm ³	1.0 HP - 0.8 kW/25.4 cm ³	1.0 HP - 0.8 kW/25.4 cm ³
Tube diameter	22 mm	26 mm	26 mm
Grip	single	single	handlebar
Cutting components	105 mm dia. Tap&Go head with 2.00 mm dia. line	130 mm dia. Tap&Go head with 2.40 mm dia. line	130 mm dia. Tap&Go head with 2.40 mm dia. line 255 mm dia. disc with 3 blades
Harness	optional	single	single
Fuel tank capacity	0.75 L	0.75 L	0.75 L
Sound pressure/power level	94/107 dB(A)	97/109 dB(A)	97/109 dB(A)
Lh/rh vibration level	7.1/10.1 m/s ²	8.4/8.1 m/s ²	3.7/4.5 m/s ²
Dry weight without cutting tools	4.5 kg	5.6 kg	6.2 kg

SPARTA series petrol engine Brushcutters

Medium power

Medium power brushcutters are reliable and can handle the tasks of higher power machines on an occasional basis. The **SPARTA** models are designed to guarantee high efficiency even when used continuously and in difficult environments. The robust technological solutions adopted guarantee consistently high quality over time.



Piston with 2 rings, forged and machined steel crankshaft and connecting rod, needle roller bearings: guaranteed constant efficiency through time, even when undertaking heavy work schedules.



Large size paper air cleaner for enhanced filtration capacity; equipped also with fuel anti-backflow system.



Exceptional reliability thanks to the Ø 8mm rigid drive shaft running in 6 self-lubricating plain bearings.



AlwaysOn switch: rapid engine stopping and, thanks to the autoreset function, always ready to restart.



Only available in certain markets

SPARTA 381 S SPARTA 381 T SPARTA 441 S SPARTA 441 T

Power/Displacement	1.8 HP – 1.3 kW/36.2 cm ³	1.8 HP – 1.3 kW/36.2 cm ³	2.1 HP – 1.6 kW/40.2 cm ³	2.1 HP - 1.6 kW/40.2 cm ³
Tube diameter	28 mm	28 mm	28 mm	28 mm
Grip	single	handlebar	single	handlebar
Cutting components	130 mm dia. Load&Go head with 3.00 mm dia. line	130 mm dia. Load&Go head with 3.00 mm dia. line 255 mm dia. disc with 3 blades	130 mm dia. Load&Go head with 3.00 mm dia. line	130 mm dia. Load&Go head with 3.00 mm dia. line 255 mm dia. disc with 3 blades
Harness	single	double	single	double
Fuel tank capacity	0.75 L	0.75 L	0.75 L	0.75 L
Sound pressure/power level	99/112 dB(A)	99/112 dB(A)	98/107 dB(A)	98/107 dB(A)
Lh/rh vibration level	5.7/6.2 m/s ²	3.7/5.4 m/s ²	6.0/5.5 m/s ²	5.1/5.8 m/s ²
Dry weight without cutting tools	7.2 kg	7.9 kg	7.3 kg	8.0 kg

BC series petrol engine Brushcutters

Lightweight

The lightweight brushcutters are recommended for tending the lawn and finishing the edges, both in home gardens and in larger open spaces. The engine of **BC 241** models has been upgraded in terms of performance: constant torque and power output also at low speeds for improved working capacity.



Piston with 2 rings, nickel-plated diecast cylinder, forged connecting rod and crankshaft: all features guaranteed to make the engine extremely rugged and durable.



WALBRO digital coil with electronic control and revs limiter: for easier starting, enhanced performance thanks to uniform combustion, and reduced fuel consumption.



The illustrated step-by-step start-up instructions ensure quick and safe starting, even for less expert users (**BC 241** models).



Ø 130 mm Load&Go head: assures quick and straightforward line replacement - just 20 seconds to rewind the line and resume work.

Speed&Go

BC 241 S, BC 241 T available also with **Speed&Go** line head. See page 66 for more information.



Home Plus Easy On Always On



Home Plus Easy On Always On

Only available in certain markets

BC 241 S

BC 241 T

	BC 241 S	BC 241 T
Power/Displacement	1.2 HP - 0.9 kW/21.7 cm ³	1.2 HP - 0.9 kW/21.7 cm ³
Tube diameter	24 mm	24 mm
Grip	single	handlebar
Cutting components	130 mm dia. Load&Go head with 2.40 mm dia. line 255 mm dia. disc with 3 blades	130 mm dia. Load&Go head with 2.40 mm dia. line 255 mm dia. disc with 3 blades
Harness	single	single with cushion
Fuel tank capacity	0.40 L	0.40 L
Sound pressure/power level	91.5/106 dB(A)	91.5/106 dB(A)
Lh/rh vibration level	4.8/4.6 m/s ²	1.5/2.5 m/s ²
Dry weight without cutting tools	4.5 kg	5.2 kg

BC series petrol engine Brushcutters

Medium power

BC 270, BC 300 and BC 350 models are recommended for use by experts engaged in intensive and continuous work, such as gardeners carrying out finishing operations or small grass cutting jobs. High efficiency even under strain, but never impairing the high level of operator comfort and easy handling.



Piston with 2 rings, nickel-plated diecast cylinder, forged connecting rod and crankshaft: all features guaranteed to make the engine extremely rugged and durable.



WALBRO digital coil with electronic control and revs limiter: for easier starting, enhanced performance thanks to uniform combustion, and reduced fuel consumption.



Aluminium clutch housing and cover: optimised and reduced weight of the machine while imparting high strength and lasting reliability.



Ø 130 mm Load&Go head: assures quick and straightforward line replacement – just 20 seconds to rewind the line and resume work.

Speed&Go
BC 270 S, BC 270 T
 available also with
Speed&Go line head.
 See page 66 for more
 information.



BC 270 S	BC 270 T	BC 300 S	BC 300 T	BC 350 S	BC 350 T
1.3 HP - 1.0 kW/27 cm ³	1.3 HP - 1.0 kW/27 cm ³	1.5 HP - 1.1 kW/30 cm ³	1.5 HP - 1.1 kW/30 cm ³	1.9 HP - 1.4 kW/36.3 cm ³	1.9 HP - 1.4 kW/36.3 cm ³
26 mm	26 mm	26 mm	26 mm	26 mm	28 mm
single	handlebar	single	handlebar	single	handlebar
130 mm dia. Load&Go line head with 2.40 mm line 255 mm dia. disc with 3 blades	130 mm dia. Load&Go line head with 2.40 mm line 255 mm dia. disc with 3 blades	130 mm dia. Load&Go line head with 2.40 mm line 255 mm dia. disc with 3 blades	130 mm dia. Load&Go line head with 2.40 mm line 255 mm dia. disc with 3 blades	130 mm dia. Load&Go line head with 3.00 mm dia. line 255 mm dia. disc with 3 blades	130 mm dia. Load&Go line head with 3.00 mm dia. line 255 mm dia. disc with 3 blades
single	single with cushion	single	single with cushion	single	double harness with quick release
0.58 L	0.58 L	0.58 L	0.58 L	0.6 L	0.6 L
93.5/102.8 dB(A)	93.5/102.8 dB(A)	97.7/111.2 dB(A)	97.7/111.2 dB(A)	91.5/106 dB(A)	91.5/106 dB(A)
5.9/5.9 m/s ²	3.1/4.5 m/s ²	6.3/5.4 m/s ²	4.1/4.1 m/s ²	5.2/4.6 m/s ²	4.4/4.4 m/s ²
5.7 kg	6.0 kg	6.0 kg	6.3 kg	6.9 kg	7.6 kg

BC series petrol engine Brushcutters

Multifunction

As the name suggests, multifunction brushcutters have multiple uses. Designed to satisfy the demands of both private and professional users, they combine the performance of different machines in a single tool. As well as pruning bushes, they are very useful for cutting the lawn, trimming hedges and blowing away leaves or debris. Thanks to the separately purchasable applications and the no-tools quick coupling system, changing the activity in the same work session can be done simply and rapidly. The models in the catalogue are available with two engine displacements, both compatible with the same applications.



Piston with 2 rings, nickel-plated diecast cylinder, forged connecting rod and crankshaft: all features guaranteed to make the engine extremely rugged and durable.



WALBRO digital coil with electronic control and revs limiter: for easier starting, enhanced performance thanks to uniform combustion, and reduced fuel consumption.



The illustrated step-by-step start-up instructions ensure quick and safe starting, even for less expert users (**BC 241** models).



The “no tools” quick fit system makes it possible to switch between applications easily and without using tools.



BC 241 D

BC 300 D

	BC 241 D	BC 300 D
Power/Displacement	1.2 HP – 0.9 kW/21.7 cm ³	1.5 HP – 1.1 kW/30 cm ³
Shaft arm diameter	24 mm (26 mm application side)	26 mm
Handle	single	single
Tank capacity	0.40 L	0.58 L
Weight of engine unit	4.2 kg	4.8 kg

BC series petrol engine Brushcutters

Multifunction

Pruner



Machine overall length	2.0 m
Bar length	25 cm/10"
Chain (pitch x gauge)	3/8"x .043"
Oil tank capacity	0.18 L
Shaft arm diameter	26 mm
Sound pressure/power level	91/102.5 dB(A)
Lh/rh vibration level	7.3/6.6 m/s ²
Weight of application	2.0 kg



Hedgetrimmer



Machine overall length	1.8 m
Blade length	500 mm
Blades	adjustable through 12 positions from 0° to 180°
Blade pitch	35 mm
Shaft arm diameter	26 mm
Sound pressure/power level	93.4/104.7 dB(A)
Lh/rh vibration level	6.2/9.0 m/s ²
Weight of application	2.7 kg



Brushcutter



Cutting components	130 mm dia. Load&Go head with 2.40 mm dia. line 255 mm dia. disc with 3 blades
Shaft arm diameter	26 mm
Sound pressure/power level	91.5/106 dB(A)
Lh/rh vibration level	5.4/5.4 m/s ²
Application weight without cutting tools	1.1 kg



Blower



Air flow rate	600 m ³ /h
Air velocity	60 m/s
Shaft arm diameter	26 mm
Sound pressure/power level	93.4/102 dB(A)
Lh/rh vibration level	3.0/2.9 m/s ²
Weight of application	1.5 kg



Shaft extension



Weight	0.7 kg
Shaft arm diameter	26 mm
Length	750 mm



Professional petrol engine Brushcutters

These tools are ideal for professionals and groundcare operators, also when working on large surface areas. Strong and sturdy, these brushcutters are designed to handle intensive and continuous jobs, such as clearing thick grass, brushwood and shrubs, guaranteeing absolutely consistent quality over time. All models are equipped with a professional 3-tooth blade designed specifically for cutting back undergrowth. The technical features of our models ensure efficiency, high performance and maximum operator comfort in action.



Piston with 2 rings, nickel-plated diecast cylinder, forged connecting rod and crankshaft: all features guaranteed to make the engine extremely rugged and durable.



WALBRO digital coil with electronic control and revs limiter: for easier starting, enhanced performance thanks to uniform combustion, and reduced fuel consumption.



Large size paper air cleaner for enhanced filtration capacity and long working times.



Ø 130 mm Load&Go head: assures quick and straightforward line replacement – just 20 seconds to rewind the line and resume work.



Only available in certain markets

	BC 400 S	BC 400 T	741	746 T
Power/Displacement	2.5 HP – 1.83 kW/44 cm ³	2.5 HP – 1.83 kW/44 cm ³	2.1 HP – 1.6 kW/40.2 cm ³	2.5 HP - 1.8 kW/45.7 cm ³
Tube diameter	28 mm	28 mm	28 mm	32 mm
Grip	single	handlebar	handlebar	handlebar
Cutting components	130 mm dia. Load&Go line head with 3.00 mm line 255 mm dia. disc with 3 blades	130 mm dia. Load&Go line head with 3.00 mm line 255 mm dia. disc with 3 blades	130 mm dia. Load&Go line head with 3.00 mm line 255 mm dia. disc with 3 blades	130 mm dia. Load&Go head with 3.00 mm dia. line 305 mm dia. disc with 3 blades
Harness	single	double professional harness	double	double professional harness
Fuel tank capacity	0.75 L	0.75 L	0.75 L	1.50 L
Sound pressure/power level	102/108 dB(A)	102/108 dB(A)	98/107 dB(A)	91/104 dB(A)
Lh/rh vibration level	7.4/11.4 m/s ²	4.1/4.1 m/s ²	3.7/5.4 m/s ²	3.7/5.4 m/s ²
Dry weight without cutting tools	7.4 kg	8.3 kg	7.9 kg	8.1 kg

Professional petrol engine Brushcutters

Designed to meet the needs of ground care professionals accustomed to tackling the toughest maintenance schedules in terms of both intensity and duration: clearing of extensive areas, both on flat ground and in hard to access locations, maintenance of green assets in rural areas and, more generally, clearing agricultural land.



AlwaysOn switch: rapid engine stopping and, thanks to the autorestart function, always ready to restart (**BC 530, BC 550**).



Aluminium clutch housing and cover: combines strength with lightweight construction, guaranteeing lasting reliability.



Innovative Load&Go ExtraLife head with reinforced knob: ensures extremely quick and simple reload, with just 20 seconds needed to rewind the line and resume cutting operations (**BC 530, BC 550**).



BC 550 MASTER version: features an advanced anti-vibration system anchored with 2 steel springs to reduce the level of vibration transmitted to the operator.



753 T	755 MASTER	BC 530 S	BC 530 T	BC 550 MASTER
2.8 HP - 2.1 kW/52.5 cm ³	2.8 HP - 2.1 kW/52.5 cm ³	3.3 HP - 2.4 kW/51.7 cm ³	3.3 HP - 2.4 kW/51.7 cm ³	3.3 HP - 2.4 kW/51.7 cm ³
32 mm	32 mm	28 mm	32 mm	32 mm
handlebar	handlebar	single	handlebar	handlebar
130 mm dia. Load&Go head with 3.00 mm dia. line 305 mm dia. disc with 3 blades	160 mm dia. Tap&Go head with 3.50 mm dia. line 305 mm dia. disc with 3 blades	130 mm dia. Load&Go ExtraLife head (with metal reinforcement) with 3.00 mm dia. line 300 mm dia. disc with 3 blades	130 mm dia. Load&Go ExtraLife head (with metal reinforcement) with 3.00 mm dia. line 300 mm dia. disc with 3 blades	130 mm dia. Load&Go ExtraLife head (with metal reinforcement) with 3.00 mm dia. line 300 mm dia. disc with 3 blades
double professional harness	double professional harness	single	double professional harness	double professional harness
1.50 L	1.50 L	1.20 L	1.20 L	1.20 L
93/105 dB(A)	93/105 dB(A)	103.5/113.6 dB(A)	103.5/113.6 dB(A)	103.5/113.6 dB(A)
2.6/3.7 m/s ²	3.7/4.0 m/s ²	2.9/5.9 m/s ²	6.0/7.1 m/s ²	3.5/5.8 m/s ²
8.2 kg	8.5 kg	8.5 kg	9.4 kg	9.9 kg

Backpack petrol engine Brushcutters

The backpack brushcutters are designed to be carried on the shoulders like a backpack, to distribute the weight evenly. They are the ideal tool for professionals seeking a working machine that combines high performance with maximum comfort. These models use an engine housed in a frame and have a longer shaft than the other brushcutters, allowing them to be used even on terrain that is particularly inaccessible or difficult to reach. Thanks to the ergonomic backpack with height-adjustable shoulder straps and lumbar support in breathable material, the operator can enjoy unparalleled freedom for working near ditches, escarpments and undergrowth.



Piston with 2 rings, nickel-plated diecast cylinder, forged connecting rod and crankshaft: all features guaranteed to make the engine extremely rugged and durable.



Innovative Load&Go ExtraLife head with reinforced knob: ensures extremely quick and simple reload, with just 20 seconds needed to rewind the line and resume cutting operations (BCF 550).



Model **BCF 550** equipped with an ergonomic metal backpack, designed for enhanced comfort. The integral utility tote can accommodate a line head.



Large-sized paper air cleaner for enhanced filtration capacity and long working times.



Only available
in certain markets

SPARTA 441 BP

453 BP ERGO

BCF 550

Power/Displacement	2.1 HP - 1.6 kW/40.2 cm ³	2.8 HP - 2.1 kW/52.5 cm ³	3.3 HP - 2.4 kW/51.7 cm ³
Tube diameter	26 mm	26 mm	26 mm
Grip	single	single	single
Cutting components	130 mm dia. Load&Go head with 3.00 mm dia. line 255 mm dia. disc with 3 blades	130 mm dia. Load&Go head with 3.00 mm dia. line 255 mm dia. disc with 3 blades	130 mm dia. Load&Go ExtraLife head (with metal reinforcement) with 3.00 mm dia. line 300 mm dia. disc with 3 blades
Harness	double integrated with backpack	double professional integrated with backpack	double professional integrated with backpack
Fuel tank capacity	0.75 L	1.50 L	1.20 L
Sound pressure/power level	96.5/107 dB(A)	93/105 dB(A)	103.4/113.1 dB(A)
Lh/rh vibration level	1.7/2.1 m/s ²	2.5/3.1 m/s ²	2.1/3.4 m/s ²
Dry weight without cutting tools	9.5 kg	12.3 kg	12.5 kg



Additional tools for Brushcutters - Pruner / Adjustable hedgetrimmers

Pruner PH 30

Model for home gardens, available with 10" guide bar and chain, adaptable to **BCH 25** and **BCH 250** brushcutters.

Product number **61469208**

PH 30



Pruner EP 90

Adaptable to models **SPARTA 25** and **SPARTA 250**. Same characteristics as model **EP 100**.

Product number **63069002C**

EP 90



Pruner EP 100

Implement for brushcutters with shaft diameter of 24 mm, 26 mm (excluding models **SPARTA 25**, **SPARTA 250**, **BCH**) and 28 mm. Extremely easy and quick to fit, with no tools required: replaces the cutting head. The automatic oil pump mounted on the cutting implement ensures that an ideal flow is delivered to bar and chain at all times. The special profile of the fine, lightweight chain is designed to protect against the effects of kickback, thus offering maximum operator safety.

Product number **63069001E**

EP 100



Pruner EP 120

Professional model for intensive use, available with 10" guide bar and chain, adaptable to brushcutters with shaft arm diameter of 26 mm* (except for models **SPARTA 25**, **SPARTA 250**, **BCH**).

Product number for version with 10" bar **63090032B**

* In order to use the attachment on **BC 320** models it is necessary to replace flexible coupling shaft p/n **61280064AR**, with rigid adapter p/n **61280104** (can be ordered individually).

EP 120



Swivel hedgetrimmers HH 30

For use in home gardens, compatible with **BCH 25** and **BCH 250** brushcutters.

Product number **61469209**

HH 30



Swivel hedgetrimmers

Compatible with rigid and backpack brushcutters with shaft arm diameter 26 mm (excluding models **SPARTA 25**, **SPARTA 250**, **BCH**).

Model EH 50 (48 cm blade) is particularly suitable for hedge maintenance and can rotate through 270° with numerous fixed positions in between. Also available for pruner **PPX 271**.

Model EH 48 is applicable to brushcutter **BC 241**.

EH 48 p/n **58059012A** for shafts Ø 24 mm can be fitted to **BC 280** model with adapter p/n **61280095**

EH 50 p/n **58059001B** for shafts Ø 26 mm can be fitted to **BC 320** model with adapter p/n **61280104**

EH 48 - EH 50









Additional tools for Brushcutters - Pruner / Adjustable hedgetrimmers

Machines	Shaft arm outer Ø	Bevel gear Ø	Pruner				Swivel hedgetrimmers		
			PH 30	EP 90	EP 100	EP 120	HH 30	EH 48	EH 50
Part number			61469208	63069002C	63069001E	63090032B	61469209	58059012A	58059001B
TR 61 E	22	M8 male							
TR 91 E	22	M8 male							
BCi 30	—	—							
BCH 25 S / BCH 250 S	26	M10 male	○				○		
BCH 25 T / BCH 250 T	26	M10 male							
BCH 25 D / BCH 250 D	26	M10 male	○				○		
BCH 400 S	26	M10 male							
BCH 40 T / BCH 400 T	26	M10 male							
BCH 40 BP / BCH 400 BP	26	M8 male							
SPARTA 25 TR / SPARTA 250 TR	22	M8 female							
SPARTA 250 S	26	M8 female		○					
SPARTA 25 / SPARTA 250 T	26	M10 male		○					
SPARTA 381 S	28	M10 male			○				
SPARTA 381 T	28	M10 male			○				
SPARTA 441 S	28	M10 male			○				
SPARTA 441 T	28	M10 male			○				
SPARTA 441 BP	26	M10 male			○	○			○
BC 241 S	24	M10 male			○			○	
BC 241 T	24	M10 male			○			○	
BC 270 S	26	M10 male			○	○			○
BC 270 T	26	M10 male			○	○			○
BC 300 S	26	M10 male			○	○			○
BC 300 T	26	M10 male			○	○			○
BC 241 D	24	M10 male			○			○	
BC 300 D	26	M10 male			○	○			○
BC 350 S	26	M10 male			○	○			○
BC 350 T	28	M10 male			○				
BC 400 S	28	M10 male			○				
BC 400 T	28	M10 male			○				
741	28	M10 male			○				
746 S	28	M10 male			○				
746 T	32	M10 male							
753 T	32	M10 male							
755 MASTER	32	M10 male							
BC 530 S	28	M10 male			○				
BC 530 T	32	M10 male							
BC 550 MASTER	32	M10 male							
BCF 430	26	M10 male			○	○			○
446 BP ERGO	26	M10 male			○	○			○
453 BP ERGO	26	M10 male			○	○			○
BCF 550	26	M10 male			○	○			○
DISCONTINUED MODELS									
BC 430 S	28	M10 male			○				
BC 430 TL	28	M10 male			○				
753 S	28	M10 male			○				
BCF 530	26	M10 male			○	○			○
BC 360 4S	26	M10 male			○	○			○
BC 360 4T	26	M10 male			○	○			○

○ compatible tools

Accessories for Brushcutters - Line heads



Tap&Go with 2 nylon lines					
					
	Ø 105 mm, M8x1.25 left hand female shaft thread, anti-clockwise rotation	Ø 105 mm, M8x1.25 left hand female shaft thread, anti-clockwise rotation	Ø 105 mm, M8x1.25 left hand male shaft thread, anti-clockwise rotation	Ø 109 mm, M8x1.25 left hand female shaft thread, anti-clockwise rotation	Ø 130 mm, M8x1.25 left hand female shaft thread, anti-clockwise rotation
Part number	60012020A	61062023A	63029008A	63080011A	4199040CR
				Reel and line	Reel and line
Part number				63080012R	4199045R
line diameter	1.65 mm	2.00 mm	2.00 mm	1.60 mm	2.00 mm
TR 61 E	●				
TR 91 E	○			●	
BCi 30					
BCH 25 S / BCH 250 S					
BCH 25 T / BCH 250 T					
BCH 25 D / BCH 250 D					
BCH 400 S					
BCH 40 T / BCH 400 T					
BCH 40 BP / BCH 400 BP					
SPARTA 25 TR / SPARTA 250 TR		●			
SPARTA 250 S			○		
SPARTA 25 / SPARTA 250 T			○		
SPARTA 381 S					
SPARTA 381 T					
SPARTA 441 S					
SPARTA 441 T					
SPARTA 441 BP					
BC 241 S					
BC 241 T					
BC 270 S					
BC 270 T					
BC 300 S					
BC 300 T					
BC 241 D					
BC 300 D					
BC 350 S					
BC 350 T					
BC 400 S					
BC 400 T					
741					
746 S					
746 T					
753 T					
755 MASTER					
BC 530 S					
BC 530 T					
BC 550 MASTER					
BCF 430					
446 BP ERGO					
453 BP ERGO					
BCF 530					
DISCONTINUED MODELS					
BC 430 S					
BC 430 TL					
753 S					
BCF 530					
BC 360 4S					
BC 360 4T					



Accessories for Brushcutters - Line heads

	Tap&Go EVO			Tap&Go with 2 nylon lines	Universal multi-line with 4 and 8 lines	
	Ø 110 mm, M8x1.25 left hand male shaft thread, + M10x1.25 left hand female shaft thread, anti-clockwise rotation	Ø 130 mm, M8x1.25 left hand male shaft thread, + M10x1.25 left hand female shaft thread, anti-clockwise rotation	Ø 130 mm, M10x1.25 left hand female shaft thread, anti-clockwise rotation	Ø 160 mm, M10x1.25 left hand female shaft thread, anti-clockwise rotation	Ø 4.7"/120 mm, 4 lines Platin-Cut, 20-25.4 mm bore "MultiLine Pro Head" in aluminium	Ø 3.15"/80 mm, 8 four-lobed trimmer lines 20-25.4 mm hole "superpro" aluminium
Part number	61469100	61459100	61459102	61112061A	63119013	4180057
Part number	61460023	63120010R	63120010R			
Part number	61460022	63120011R	63120011R	63032003BR	4180966C	
line diameter	2.40 mm	2.40 mm	3.00 mm	3.50 mm	3.50 mm	3.50 mm
TR 61 E						
TR 91 E						
BCi 30						
BCH 25 S / BCH 250 S	•					
BCH 25 T / BCH 250 T	•					
BCH 25 D / BCH 250 D	•					
BCH 400 S		•	○		○	○
BCH 40 T / BCH 400 T		•	○		○	○
BCH 40 BP / BCH 400 BP		•	○		○	○
SPARTA 25 TR / SPARTA 250 TR						
SPARTA 250 S		○				
SPARTA 25 / SPARTA 250 T		○				
SPARTA 381 S		○	○		○	○
SPARTA 381 T		○	○		○	○
SPARTA 441 S		○	○		○	○
SPARTA 441 T		○	○		○	○
SPARTA 441 BP		○	○		○	○
BC 241 S		○				
BC 241 T		○				
BC 270 S		○				
BC 270 T		○				
BC 300 S		○				
BC 300 T		○				
BC 241 D		○				
BC 300 D		○				
BC 350 S		○	○		○	○
BC 350 T		○	○		○	○
BC 400 S		○	○	○	○	○
BC 400 T		○	○	○	○	○
741		○	○	○	○	○
746 S		○	○	○	○	○
746 T		○	○	○	○	○
753 T		○	○	○	○	○
755 MASTER		○	○	•	○	○
BC 530 S		○	○		○	○
BC 530 T		○	○	○	○	○
BC 550 MASTER		○	○	•	○	○
BCF 430		○	○		○	○
446 BP ERGO		○	○		○	○
453 BP ERGO		○	○		○	○
BCF 530		○	○		○	○
DISCONTINUED MODELS						
BC 430 S		○	○	○	○	○
BC 430 TL		○	○	○	○	○
753 S		○	○		○	○
BCF 530		○	○		○	○
BC 360 4S		○				
BC 360 4T		○				

• standard equipment ○ compatible tools

Accessories for Brushcutters - Line heads



Speed&Go: the revolutionary system that allows you to refill with line in just **10 seconds** a world first, revolutionary in terms of convenience, speed and ease of filling.

The head can be refilled using a ready-to-use pre-wound line disk featuring easy opening without using tools.
For brushcutters from 20 to 40 cc.

The pack contains:

- Speed&Go head
- Line disk M (Ø 2.4 mm)
- Adapter M10x1.25 lh female thread

Technical specifications:

- Speed&Go easy line refilling system
- Tap&Go line feed system
- Replaceable aluminium eyelets
- Replaceable low profile cap
- Fibreglass reinforced structure

Just 10 seconds and 3 simple steps to refill

1	2	3
<p>Open with a click... by pressing the two side tabs with no need for tools.</p>	<p>Insert the disk... on the aluminium plate and feed the two line ends through the eyelets.</p>	<p>Close! by realigning the two halves and gently pressing them together & GO...</p>

The innovative disk type refilling system is available in 2 sizes:

- M: Ø 2.4 mm / .095" (7 m / 275" of line)
- L: Ø 3.0 mm / .118" (5.5 m / 216" of line)



	Head	Part code	Line		Refill	Part code
	Ø 130 mm	63139001	Ø 2.4 mm		3 pcs Ø 2.4 mm – M line	63040300
					10 pcs Ø 2.4 mm – M line	63040302
					3 pcs Ø 3.0 mm – L line	63040301
					10 pcs Ø 3.0 mm – L line	63040303

Accessories for Brushcutters - Line heads



The smart line head: **twenty** seconds to refill,
zero tools required, **zero** difficulties encountered.

Extra life available with the optional metal reinforced cap.

The pack contains	Ø 103 mm	Ø 110 mm	Ø 130 mm	Ø 130 mm	Technical specifications:
Load&Go head	●	●	●	●	- Load&Go easy line refilling system - Tap&Go line feed system - Interchangeable reinforced aluminium eyelets - Reinforced cap with hex socket* - Reinforced plastic body
2.0 mm line	Pro-Silent	-	-	-	
2.4 mm line	-	Greenline	Greenline	○	
3.0 mm line	-	-	Greenline	First	
M10x1.25 adapter, lh female thread	●	●	●	●	
Plastic knob	●	●	●	○	
Metal knob	-	-	○	●	

● standard equipment ○ compatible tools

Just 20 seconds and 3 simple steps to refill

1



Load....

align the eyelets. Insert the line in the head through one eyelet and feed it out through the opposite one until obtaining two tails of identical length.



2



&...

turn the profiled knob counter-clockwise.



3



Go!

the head is now ready for use.



* When line thickness and length call for more effort to rewind the line.

Insert the spark plug wrench into the corresponding hex socket.

Turn clockwise.

Ø 103 mm	Knob	Code	Line	Standard adapters	Minimum quantity	Engine
	Plastic	63149001	Ø 2.0 mm	M8x1.25 lh female thread	20	20 – 25 cc
Spare parts available						
	Knob	63140005R	-	-	5	
	Reel without line	63140008R	-	-	1	
Ø 110 mm	Knob	Code	Line	Standard adapters	Minimum quantity	Engine
	Plastic	63109002	Ø 2.4 mm	M8x1.25 lh male thread + M10x1.25 lh female thread	20	20 – 30 cc
Spare parts available						
	Knob	63100007R	-	-	5	
	Reel without line	63100020R	-	-	1	
Ø 130 mm	Knob	Code	Line	Standard adapters	Minimum quantity	Engine
	Plastic	63129008	Ø 2.4 mm + Ø 3.0 mm	M10x1.25 lh female thread	20	20 – 55 cc
	Metal	63129015	Ø 3.0 mm	M10x1.25 lh female thread	20	30 – 55 cc
Spare parts available						
	Knob	63120007AR	-	-	5	
	Reel without line	63120020AR	-	-	1	
	Reinforced knob	63120030AR	-	-	5	

Accessories for Brushcutters - Line heads



Adapters kit for Tap&Go EVO, Speed&Go and Load&Go line heads

The case contains 120 adapters (12 type of insert, different in terms of drive pin characteristics and thread pitch). The compatibility table allows fast identification of the type of line head adapter required in accordance with the make and model of brushcutter, guaranteeing total compatibility with the majority of models produced by the various makers and present on the world market. Dealers can re-order the most popular part codes with a minimum quantity of 10 items.



	Adapters kit	Part code
	Complete kit of 12 adapters compatible with our competitors' models	63120021B

Spare parts available			
	Standard adapters	Part code	Minimum quantity
	M8x1.25LHF	63120046	10
	M10x1LHF	63120047	10
	M10x1.5LHF	63120050	10
	M12x1.25LHF	63120051	10
	M12x1.5LHF	63120052	10
	M10x1.25LHM	63120048	10
	M10x1.5LHM	63120049	10
	M7x1LHM	63120045	10
	3/8-24FLHF	63120054	10
	M12x1.75LHF	63120053	10
	M14x1.5LHF	63120055	10
	M8x1.25LHM	63120042R	10
Available without case in 10-piece kits:			
	M10x1.25LHF	63120041R	10
	M8x1.25LHF	63120057	10








Accessories for Brushcutters - Line heads

	Speed&Go		Load&Go with plastic cap, metal knob and rapid line refill system				
	Ø 130 mm, M10x1.25 left hand female shaft thread, anti-clockwise rotation		Ø 103 mm, M8x1.25 left hand female shaft thread, anti-clockwise rotation	Ø 110 mm, 2 inserts: M8x1.25 left hand male shaft thread + M10x1.25 left hand female shaft thread, anti-clockwise rotation	Ø 130 mm, plastic knob, 1 insert M10x1.25 left hand female shaft thread, line Ø 2.40 and 3.00 mm, anti-clockwise rotation		Ø 130 mm, metal knob, 1 left hand female shaft thread M10x1.25 insert, Ø 3.00 mm line, anti-clockwise rotation
Part number	63139001		63149001	63109002	63129008		63129015
Part number	3 M refills 63040300	3 L refills 63040301	Reel without line 63140008R	Reel without line 63100020R	Reel without line 63120020AR		Reel without line 63120020AR
Part number	10 M refills 63040302	10 L refills 63040303	Plastic knob 63140005R	Plastic knob 63100007R	Plastic knob 63120007AR		Plastic knob 63120007AR
Part number					Optional metal knob 63120030AR		Standard metal knob 63120030AR
line diameter	2.40 mm	3.00 mm	2.00 mm	2.40 mm	2.40 mm	3.00 mm	3.00 mm
TR 61 E							
TR 91 E			○ + 63120057				
BCi 30			●				
BCH 25 S / BCH 250 S				○			
BCH 25 T / BCH 250 T				○			
BCH 25 D / BCH 250 D				○			
BCH 400 S	○	○			○	○	
BCH 40 T / BCH 400 T	○	○			○	○	
BCH 40 BP / BCH 400 BP	○	○			○	○	
SPARTA 25 TR / SPARTA 250 TR							
SPARTA 250 S	○				○		
SPARTA 25 / SPARTA 250 T	○				○		
SPARTA 381 S	○	○				●	○
SPARTA 381 T	○	○				●	○
SPARTA 441 S		○				●	○
SPARTA 441 T		○				●	○
SPARTA 441 BP		○				●	○
BC 241 S	○		○	○	●		
BC 241 T	○		○	○	●		
BC 270 S	○			○	●		
BC 270 T	○			○	●		
BC 300 S	○			○	●		
BC 300 T	○			○	●		
BC 241 D	○		○	○	●		
BC 300 D	○			○	●		
BC 350 S	○	○			○	●	○
BC 350 T	○	○			○	●	○
BC 400 S						●	
BC 400 T						●	
741		○			○	●	○
746 S						●	○
746 T						●	○
753 T						●	○
755 MASTER						○	○
BC 530 S						○	●
BC 530 T						○	●
BC 550 MASTER						○	○
BCF 430		○			○	●	○
446 BP ERGO						●	○
453 BP ERGO						●	○
BCF 530						●	○
DISCONTINUED MODELS							
BC 430 S		○			○	●	○
BC 430 TL		○			○	●	○
753 S						●	○
BCF 530						●	○
BC 360 4S	○				●	○	○
BC 360 4T	○				●	○	○

● standard equipment ○ compatible tools

Accessories for Brushcutters - Blades








Part number	Special steel blades for grass cutting		3-tooth blades in special steel		Fixed 3-tooth steel blade
					
	4095567AR	4095675BR	4095637AR	4095638AR	4095643R
	Ø 10"/255 mm, thickness 1.6 mm, bore 25.4 mm	Ø 12"/305 mm, thickness 2.5 mm, bore 25.4 mm	Ø 9"/230 mm, thickness 1.4 mm, bore 25.4 mm	Ø 10"/255 mm, thickness 1.4 mm, bore 25.4 mm	Ø 10"/255 mm, thickness 1.4 mm, bore 25.4 mm
TR 61 E					
TR 91 E					
BCi 30					
BCH 25 S / BCH 250 S			○	○	
BCH 25 T / BCH 250 T			○	○	
BCH 25 D / BCH 250 D			○	○	
BCH 400 S	○	○	○	○	
BCH 40 T / BCH 400 T	○	○	○	○	
BCH 40 BP / BCH 400 BP	○	○	○	○	
SPARTA 25 TR / SPARTA 250 TR					
SPARTA 250 S			○	○	
SPARTA 25 / SPARTA 250 T			○	○	
SPARTA 381 S					
SPARTA 381 T					
SPARTA 441 S					
SPARTA 441 T		○		○	○
SPARTA 441 BP	○			○	○
BC 241 S			○	○	○
BC 241 T			○	○	○
BC 270 S			○	○	
BC 270 T			○	○	
BC 300 S	○			○	○
BC 300 T	○			○	○
BC 241 D					
BC 300 D	○			○	○
BC 350 S	○			○	○
BC 350 T	○			○	○
BC 400 S				○	○
BC 400 T		○		○	○
741		○		○	○
746 S		○		○	○
746 T		○		○	○
753 T		○		○	○
755 MASTER		○		○	○
BC 530 S		○		○	○
BC 530 T		○		○	○
BC 550 MASTER		○		○	○
BCF 430		○		○	○
446 BP ERGO		○		○	○
453 BP ERGO		○		○	○
BCF 530		○		○	○
DISCONTINUED MODELS					
BC 430 S				○	○
BC 430 TL		○		○	○
753 S		○		○	○
BCF 530		○		○	○
BC 360 4S	○			○	○
BC 360 4T	○			○	○

● standard equipment ○ compatible tools








Accessories for Brushcutters - Blades

Part number	3-tooth blades in tempered steel		4-tooth blades in tempered steel		
					
	4095673BR	4095674AR	4095681AR	4095568AR	4095563AR
	Ø 10"/255 mm, thickness 1.8 mm, bore 25.4 mm	Ø 12"/305 mm, thickness 2.4 mm, bore 25.4 mm	8"/200 mm dia., thickness 2.0 mm, bore 25.4 mm	Ø 9"/230 mm, thickness 1.4 mm, bore 25.4 mm	Ø 10"/255 mm, thickness 1.4 mm, bore 25.4 mm
TR 61 E					
TR 91 E					
BCi 30					
BCH 25 S / BCH 250 S	○		○	○	○
BCH 25 T / BCH 250 T	●		○	○	○
BCH 25 D / BCH 250 D	○		○	○	○
BCH 400 S	○	○	○		○
BCH 40 T / BCH 400 T	●	○	○		○
BCH 40 BP / BCH 400 BP	○		○		○
SPARTA 25 TR / SPARTA 250 TR					
SPARTA 250 S	○		○	○	○
SPARTA 25 / SPARTA 250 T	●		○	○	○
SPARTA 381 S	○				
SPARTA 381 T	●				
SPARTA 441 S	●				
SPARTA 441 T	●	○			○
SPARTA 441 BP	●				○
BC 241 S	●		○	○	○
BC 241 T	●		○	○	○
BC 270 S	●			○	○
BC 270 T	●			○	○
BC 300 S	●			○	○
BC 300 T	●			○	○
BC 241 D	●				
BC 300 D	●			○	○
BC 350 S	●				○
BC 350 T	●				○
BC 400 S	●	○			○
BC 400 T	●	○			○
741	●	○			○
746 S	○	○			○
746 T	○	○			○
753 T	○	○			○
755 MASTER	○	○			○
BC 530 S	○	○			○
BC 530 T	○	○			○
BC 550 MASTER	○	○			○
BCF 430	●	○			○
446 BP ERGO	●	○			○
453 BP ERGO	●	○			○
BCF 530	●	○			○
DISCONTINUED MODELS					
BC 430 S	●	○			○
BC 430 TL	●	○			○
753 S	○	○			○
BCF 530	●	○			○
BC 360 4S	●	○			○
BC 360 4T	●	○			○

● standard equipment ○ compatible tools

Accessories for Brushcutters - Blades








Part number	8-tooth blades in tempered steel		22-tooth blades in tempered steel	60-tooth blades in tempered steel	
					
	4095565AR	4095065AR	4095666AR	4095636AR	4095635AR
	Ø 9"/230 mm, thickness 1.4 mm, bore 25.4 mm	Ø 10"/255 mm, thickness 1.4 mm, bore 25.4 mm	Ø 8"/200 mm, thickness 1.6 mm, bore 25.4 mm	Ø 9"/230 mm, thickness 1.4 mm, bore 25.4 mm	Ø 10"/255 mm, thickness 1.4 mm, bore 25.4 mm
TR 61 E					
TR 91 E					
BCi 30					
BCH 25 S / BCH 250 S	○				
BCH 25 T / BCH 250 T	○				
BCH 25 D / BCH 250 D	○				
BCH 400 S					
BCH 40 T / BCH 400 T					
BCH 40 BP / BCH 400 BP					
SPARTA 25 TR / SPARTA 250 TR					
SPARTA 250 S	○				
SPARTA 25 / SPARTA 250 T	○				
SPARTA 381 S					
SPARTA 381 T					
SPARTA 441 S					
SPARTA 441 T	○	○	○	○	○
SPARTA 441 BP				○	○
BC 241 S	○	○			
BC 241 T	○	○			
BC 270 S	○				
BC 270 T	○				
BC 300 S	○	○			
BC 300 T	○	○			
BC 241 D					
BC 300 D	○	○			
BC 350 S	○	○		○	○
BC 350 T	○	○		○	○
BC 400 S	○	○	○	○	○
BC 400 T	○	○	○	○	○
741	○	○	○	○	○
746 S		○	○		○
746 T		○	○		○
753 T		○	○		○
755 MASTER		○	○		○
BC 530 S		○	○		○
BC 530 T		○	○		○
BC 550 MASTER		○	○		○
BCF 430		○			○
446 BP ERGO		○	○		○
453 BP ERGO		○			○
BCF 530		○			○
DISCONTINUED MODELS					
BC 430 S	○	○	○	○	○
BC 430 TL	○	○	○	○	○
753 S		○	○		○
BCF 530		○			○
BC 360 4S	○	○		○	○
BC 360 4T	○	○		○	○

● standard equipment ○ compatible tools



Accessories for Brushcutters - Blades

Part number	80-tooth blades in tempered steel		3-tooth brush blades in tempered steel		Shredder blades with 2 curved teeth in special steel
					
	4095564AR	4095066AR	4095641BR	4095665BR	4095677AR
	Ø 9"/230 mm, thickness 1.4 mm, bore 25.4 mm	Ø 10"/255 mm, thickness 1.4 mm, bore 25.4 mm	Ø 10"/255 mm, thickness 3.0 mm, bore 25.4 mm	Ø 12"/305 mm, thickness 3.0 mm, bore 25.4 mm	Ø 12"/305 mm, thickness 3.0 mm, bore 25.4 mm
TR 61 E					
TR 91 E					
BCi 30					
BCH 25 S / BCH 250 S					
BCH 25 T / BCH 250 T					
BCH 25 D / BCH 250 D					
BCH 400 S			○	○	
BCH 40 T / BCH 400 T			○	○	
BCH 40 BP / BCH 400 BP			○		
SPARTA 25 TR / SPARTA 250 TR					
SPARTA 250 S					
SPARTA 25 / SPARTA 250 T					
SPARTA 381 S					
SPARTA 381 T					
SPARTA 441 S		○			
SPARTA 441 T	○	○	○		
SPARTA 441 BP	○	○	○		
BC 241 S					
BC 241 T					
BC 270 S					
BC 270 T					
BC 300 S			○		
BC 300 T			○		
BC 241 D					
BC 300 D			○		
BC 350 S	○	○	○		
BC 350 T	○	○	○		
BC 400 S	○	○	○		
BC 400 T	○	○	○	○	○
741	○	○	○	○	○
746 S		○	○	●	○
746 T		○	○	●	○
753 T		○	○	●	○
755 MASTER		○	○	●	○
BC 530 S		○	○	●	○
BC 530 T		○	○	●	○
BC 550 MASTER		○	○	●	○
BCF 430		○	○	○	○
446 BP ERGO		○	○	○	○
453 BP ERGO		○	○	○	○
BCF 530		○	○	○	○
DISCONTINUED MODELS					
BC 430 S	○	○	○	○	○
BC 430 TL	○	○	○	○	○
753 S		○	○	●	○
BCF 530		○	○	○	○
BC 360 4S	○	○	○		
BC 360 4T	○	○	○		

● standard equipment ○ compatible tools

Accessories for Brushcutters - Guards



Part number	Plastic guards									Metal guards		
	For 600 W electric trimmer	For BCI battery-powered brushcutters	For 850 W/1000 W electric trimmer	For petrol engine trimmer SPARTA TR	For BC 220/240 brushcutters	For 725 ERGO brushcutters	For SPARTA brushcutters	For BCH-D brushcutters 25/40 cc	For 38/46/53 cc brushcutters	For 25/30/34/38 cc brushcutters	Ø 200 metal guard for 22-tooth blade	Ø 255 metal guard for 60/80-tooth blade
TR 61 E	•											
TR 91 E			•									
BCi 30		•										
BCH 25 S / BCH 250 S								•				
BCH 25 T / BCH 250 T								•				
BCH 25 D / BCH 250 D								•				
BCH 400 S								•				
BCH 40 T / BCH 400 T								•				
BCH 40 BP / BCH 400 BP								•				
SPARTA 25 TR / SPARTA 250 TR				•								
SPARTA 250 S							•					
SPARTA 25 / SPARTA 250 T							•					
SPARTA 381 S									○	•		○
SPARTA 381 T									○	•		○
SPARTA 441 S									○	•		○
SPARTA 441 T									○	•		○
SPARTA 441 BP										•		○
BC 241 S					•							
BC 241 T					•							
BC 270 S					○	•						
BC 270 T					○	•						
BC 300 S										•		
BC 300 T										•		
BC 241 D					•							
BC 300 D					•					•		
BC 350 S									•			○
BC 350 T									•			○
BC 400 S									•		○	○
BC 400 T									•		○	○
741									•		○	○
746 S									•		○	○
746 T									•		○	○
753 T									•		○	○
755 MASTER									•		○	○
BC 530 S									•		○	○
BC 530 T									•		○	○
BC 550 MASTER									•		○	○
BCF 430										•		○
446 BP ERGO										•		○
453 BP ERGO										•		○
BCF 530										•		○
DISCONTINUED MODELS												
BC 430 S									•		○	○
BC 430 TL									•		○	○
753 S									•		○	○
BCF 530										•		○
BC 360 4S									•			○
BC 360 4T									•			○

• standard equipment ○ compatible tools



Accessories for Brushcutters - Harnesses

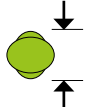
	Single harness		Harness with cushion		Double harness		Professional harness
Part number	4160463AR	60010143R	4179164R	4179172R	61200106R	63050018AR	63070003AR
	with snap hook	without snap hook	with cushion	with "comfort" cushion	double	double with quick release	professional
TR 61 E	○	○	○	○			
TR 91 E	○	●	○	○			
BCi 30	○	○	○	○			
BCH 25 S / BCH 250 S	●	○	○	○			
BCH 25 T / BCH 250 T	●	○	○	○	○	○	
BCH 25 D / BCH 250 D	●	○	○	○			
BCH 400 S	●	○	○	○			
BCH 40 T / BCH 400 T			○	○	●	○	○
BCH 40 BP / BCH 400 BP							
SPARTA 25 TR / SPARTA 250 TR	○	○	○	○			
SPARTA 250 S	●	○	○	○			
SPARTA 25 / SPARTA 250 T	●	○	○	○	○	○	
SPARTA 381 S	●	○	○	○			
SPARTA 381 T					●	○	○
SPARTA 441 S	●	○	○	○			
SPARTA 441 T					●	○	○
SPARTA 441 BP							
BC 241 S	●	○	○	○			
BC 241 T	○	○	●	○	○	○	○
BC 270 S	●	○	○	○			
BC 270 T	○	○	●	○	○	○	○
BC 300 S	●	○	○	○			
BC 300 T			●	○	○	○	○
BC 241 D	●	○	○	○			
BC 300 D	●	○	○	○			
BC 350 S	●	○	○	○			
BC 350 T			○	○	○	○	●
BC 400 S	●	○	○	○			
BC 400 T			○	○	○	○	●
741			○	○	●	○	○
746 S	●	○	○	○			
746 T							●
753 T							●
755 MASTER							●
BC 530 S	●	○	○	○			
BC 530 T							●
BC 550 MASTER							●
BCF 430							
446 BP ERGO							
453 BP ERGO							
BCF 530							
DISCONTINUED MODELS							
BC 430 S	●	○	○	○			
BC 430 TL					○	○	●
753 S	●	○	○	○			
BCF 530							
BC 360 4S	●	○	○	○			
BC 360 4T					○	●	○

● standard equipment ○ compatible tools

Accessories for Brushcutters - Strimmer lines



Line	Type	Diameter		Length (m)	Mini blister	Length (m)	Blister pack 1 lb-0.450 kg	Length (m)	Spool 4 lbs-1.8 kg	Length (m)	Spool 17.64 lbs-8 kg
		mm	inches		Code		Code		Code		Code



High quality line composed of a blend of patented raw materials, with aerodynamic spiral cross-section. Slices through the air with minimal resistance, leading to reduced noise and lower vibration levels. Especially suitable for battery-powered or mains machines, this line reduces power absorption whilst ensuring high cutting speed and long life of both the motor and battery.

Technical specifications: ideal for grass and weeds.

Pro-Silent	spiral	1.6	.065"	15	63040310						
		2.0	.080"	15	63040311	123	63040313				



Top quality line made of co-polymers that assure the maximum resistance to wear and breakage.

Technical specifications: clean and precise cut; ideal for grass, weeds and scrub; high cutting speed.

Greenline	round	1.6	.065"	15	63040224A						
		2.0	.080"	15	63040225A						
		2.4	.095"	15	63040226A	87	63040104B	349	63040107A	1560	63042013A
		2.7	.106"	15	63040182A	72	63040181A	280	63040240	1232	63042006A
		3.0	.119"	15	63040227A	56	63040105C	223	63040108A	1000	63042008A
		3.5	.139"	12	63040228A	41	63040174B	164	63040175A	736	63042001A
		4.0	.157"			31	63040256A				



Greenline	square	2.4	.095"	15	63040229A	69	63040235A				
		2.7	.106"	15	63040277A	56	63040276A	217	63040279	968	63042007A
		3.0	.119"	15	63040278A	44	63040206B	175	63040204A	784	63042009A
		3.5	.139"			32	63040201B	129	63040273	576	63042016A



Professional line composed of two materials that provide high flexibility elevated breaking strength and optimal toughness for high abrasion resistance. More than 30% longer-lasting than conventional lines.

Technical specifications: ideal for grass, weeds, scrub and brushwood, even in the vicinity of stones and walls; high cutting speed.

First	round	2.4	.095"	15	63040231A	87	63040238A				
		3.0	.119"	15	63040280A	56	63040138B	223	63040271	1000	63042012A
		3.5	.139"	12	63040288A	41	63040140B	164	63040266	736	63042015A
		4.0	.157"			31	63040258A	123	63040260	560	63042010A



Professional line that guarantees the maximum performance in terms of resistant to abrasion, breakage and sticking; the line has a double layer cross section: the core assures exceptionally high breaking resistance, while the outer sheaf provides wear resistance.

Technical specifications: ideal for grass, weeds, scrub and brushwood, even in the vicinity of stones and walls; high cutting speed.

Titanium	round	3.0	.119"			56	63040208B	168	63040212A*	1000	63042003A
		3.5	.139"			41	63040209B	123	63040213A*	736	63042004A

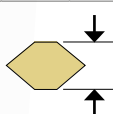


Professional line with an innovative profile that ensures the maximum cutting performance and top-of-the-range durability of up to 40% longer than conventional lines. Double layer cross section: the core provides very high breakage resistance, while the outer sheaf imparts very high wear resistance. Excellent weld resistance to temperatures of up to 280°C.

Technical specifications: ideal for grass, weeds, scrub and brushwood, even in the vicinity of stones and walls; high cutting speed.

* Titanium packaging in rolls, weighs 3 lbs – 1.35 kg

Platin-Cut	serrated square	2.7	.106"	15	63040234A	57	63040242A				
		3.0	.119"			44	63040244A	175	63040246		
		3.5	.139"			32	63040249A	128	63040252	632	63042002A
		4.0	.157"			25	63040262A	99	63040264		



Innovative professional line that guarantees the utmost flexibility and abrasion resistance. Reinforced sawtooth profile for the maximum cutting performance.

Technical specifications: clean and precise cut; ideal for scrub, brushwood and undergrowth with diameters up to 12 mm; high cutting speed; quieter than conventional line and safer and more practical than a conventional steel blade.

Saw-Blade Gold	sawtooth	3.5	.139"			37	63040248B				
		4.0	.157"			27	63040254B	143	63040275		



Accessories for Brushcutters - Strimmer lines



Recommended displacement



Recommended head



Recommended application

electric trimmers	22 cc	25 cc	30 cc	35 cc	40 cc	44 cc	more than 50 cc	Tap&Go Ø 105	Tap&Go Ø 109	Tap&Go Ø 130-160	Load&Go Ø 103	Load&Go Ø 110	Load&Go Ø 130	Multiline	Grass	Weeds, scrub	Brushwood, shrubs	Undergrowth	Pavements, car parks
•	•							•	•		•				•				
•	•	•						•	•	•	•	•			•				
•	•	•	•					•	•	•	•	•			•				
•	•	•	•	•				•	•	•	•	•	•		•	•			
•	•	•	•	•	•			•	•	•	•	•	•	•	•	•	•		
•	•	•	•	•	•	•	•	•	•	•	•	•	•	•	•	•	•	•	•
•	•	•	•	•	•	•	•	•	•	•	•	•	•	•	•	•	•	•	•
•	•	•	•	•	•	•	•	•	•	•	•	•	•	•	•	•	•	•	•
•	•	•	•	•	•	•	•	•	•	•	•	•	•	•	•	•	•	•	•
•	•	•	•	•	•	•	•	•	•	•	•	•	•	•	•	•	•	•	•
•	•	•	•	•	•	•	•	•	•	•	•	•	•	•	•	•	•	•	•
•	•	•	•	•	•	•	•	•	•	•	•	•	•	•	•	•	•	•	•
•	•	•	•	•	•	•	•	•	•	•	•	•	•	•	•	•	•	•	•
•	•	•	•	•	•	•	•	•	•	•	•	•	•	•	•	•	•	•	•
•	•	•	•	•	•	•	•	•	•	•	•	•	•	•	•	•	•	•	•
•	•	•	•	•	•	•	•	•	•	•	•	•	•	•	•	•	•	•	•
•	•	•	•	•	•	•	•	•	•	•	•	•	•	•	•	•	•	•	•
•	•	•	•	•	•	•	•	•	•	•	•	•	•	•	•	•	•	•	•
•	•	•	•	•	•	•	•	•	•	•	•	•	•	•	•	•	•	•	•
•	•	•	•	•	•	•	•	•	•	•	•	•	•	•	•	•	•	•	•
•	•	•	•	•	•	•	•	•	•	•	•	•	•	•	•	•	•	•	•
•	•	•	•	•	•	•	•	•	•	•	•	•	•	•	•	•	•	•	•
•	•	•	•	•	•	•	•	•	•	•	•	•	•	•	•	•	•	•	•
•	•	•	•	•	•	•	•	•	•	•	•	•	•	•	•	•	•	•	•
•	•	•	•	•	•	•	•	•	•	•	•	•	•	•	•	•	•	•	•

Lawnmowers for any grassed area, plus bespoke solutions.



Technology and comfort

Oleo-Mac offers a range of machines for mowing different types of grassed areas. The push-type lawnmower was developed for use in confined spaces, where the agility of the machine is more important; in contrast propulsion-type lawnmowers are more suitable for the maintenance of larger size lawns. Our models are diversified also in terms of their technical features so they can meet all possible requirements: cutting height can be independently adjusted on each wheel or adjusted via a centralised control, starting can be manual or electric, and motive power can be provided by a battery, petrol engine or mains power cable. The professional lawnmowers are distinguished by their superior productivity on larger size areas, including irregular terrain, thanks to the steel transmission and front bumper, aluminium wheels, and reinforced deck.



Practical, lever-operated cutting height adjustment system.



Large-size wheels, ideal for even the roughest terrain.



4-cutting device: cutting system that includes mulching, collection and side discharge as standard with deflector for rear discharge.



Aluminium wheels: maximum strength, even when tackling the most demanding jobs.



Professional grade 3-speed transmission to modulate the ground speed to suit the type of work and the terrain.



The full bag indicator alerts the operator when the grass catcher needs emptying, thus eliminating constant stops to check the level and preventing spillage caused by overfilling.



Lawnmowers

Guide to selection

		HOME	COUNTRYSIDE	URBAN
CUTTING THE GARDEN LAWN	Electric	K 35 K 40 G 44 G 48		
	Battery-powered	Gi 40 Gi 44 Gi 48		
	COMFORT PLUS push-type		G 44 G 48	
	COMFORT PLUS self-propelled		G 44 G 48 G 53	
	ALLROAD PLUS 4 self-propelled		G 48 G 53	
	ALLROAD ALUMINIUM self-propelled			MAX 48 MAX 53
	ALUIMINIUM PRO self-propelled			MAX 53
	LUX 55 self-propelled professional			LUX 55

Electric Lawnmowers

Maintenance of the open spaces around your home calls for versatile and practical tools, able to provide durable service and withstand prolonged use over time. The electric lawnmowers are ideal for looking after small and medium size areas. These mowers work efficiently in gardens and grassed areas, allowing simple, functional and low noise grass cutting. Unlike petrol engine models, electric lawnmowers provide a threefold advantage: no need for top-ups, zero pollutant emissions and major reduction in noise levels.



Independent cutting height adjustment on each wheel.



Blade operated by a practical lever on the handlebars.



The aluminium deck imparts greater strength and ruggedness to this model.



K 35 P



K 40 P



G 44 PE COMFORT PLUS



G 48 PE COMFORT PLUS

	K 35 P	K 40 P	G 44 PE COMFORT PLUS	G 48 PE COMFORT PLUS
Deck	ABS	ABS	steel	steel
Electric motor power	1.1 kW	1.3 kW	1.5 kW	1.6 kW
Cutting width	33 cm	38 cm	41 cm	46 cm
Propulsion	push-type	push-type	push-type	push-type
Cutting adjustment	independent	independent	independent	independent
Cutting height	20-36-52 mm	28-44-60 mm	from 28 to 75 mm	from 28 to 75 mm
Grass box capacity	25 L	40 L	60 L	60 L
Mulching/Side discharge	not available/not available	not available/not available	not available/not available	not available/not available
Weight	12.2 kg	15.0 kg	21.0 kg	24.0 kg

Battery-powered Lawnmowers

The transition to battery power offers significant benefits even for lawnmowers, including results that rival classic petrol engine machines. With these machines (of which **Gi 44** and **Gi 48** are also available in a self-propelled version), mowing duties benefit from ease of use, reduced noise levels and the complete elimination of exhaust gas. Forget about having to empty the fuel tank to prepare for winter storage, replace the spark plug, clean the air filter, or worry about stored fuel-oil mixture deteriorating: all this is no more than a distant memory with battery-powered motors, without any compromise in performance. The **Gi 44** and **Gi 48** are both equipped with a double battery housing, making it possible to extend running time with up to two 5 Ah batteries, sufficient for mowing larger areas. Both machines feature a steel deck, centralised cutting height adjustment controls, generously sized grass catcher and, for **Gi 48** models, a 4-in-1 cutting function, allowing for cutting without grass collection, with mulching system or side discharge. Model **Gi 40 P** is suitable for small gardens thanks to its compact plastic deck and maneuverability.



Gi 40 P *** **Gi 44 P** **Gi 44 T ***** **Gi 48 P** **Gi 48 T**

	Gi 40 P ***	Gi 44 P	Gi 44 T ***	Gi 48 P	Gi 48 T
Motor type	Brushless	Brushless	Brushless	Brushless	Brushless
Voltage	40 V	40 V	40 V	40 V	40 V
Max no. of batteries	up to 1	up to 2	up to 2	up to 2	up to 2
Operating batteries	Bi 2,5 OM / Bi 5,0 OM	Bi 2,5 OM / Bi 5,0 OM	Bi 5,0 OM	Bi 5,0 OM	Bi 5,0 OM
Deck material	polypropylene	steel	steel	steel	steel
Propulsion	push-type	push-type	self-propelled	push-type	self-propelled
Cutting diameter	37 cm	41 cm	41 cm	46 cm	46 cm
Cutting height	from 18 to 60 mm	from 28 to 75 mm	from 28 to 75 mm	from 28 to 75 mm	from 28 to 75 mm
Grass catcher capacity	40 L	70 L	70 L	70 L	70 L
Mulching/Side-discharge	not available/not available	not available/not available	not available/not available	standard/standard	standard/standard
Mowing surface area up to (*)	150 m ² (1x2.5 Ah) 300 m ² (1x5.0 Ah)	175 m ² (1x2.5 Ah) 350 m ² (2x2.5 Ah) 350 m ² (1x5.0 Ah) 700 m ² (2x5.0 Ah)	250 m ² (1x5.0 Ah) 500 m ² (2x5.0 Ah)	250 m ² (1x5.0 Ah) 500 m ² (2x5.0 Ah)	250 m ² (1x5.0 Ah) 500 m ² (2x5.0 Ah)
Weight without batteries	13 kg	23 kg	25 kg	27 kg	29 kg
Charging time with CRG	110' (2.5 Ah) / 220' (5.0 Ah)	110' (2.5 Ah) / 220' (5.0 Ah)	220' (5.0 Ah)	220' (5.0 Ah)	220' (5.0 Ah)
Charging time with FAST CRG	50' (2.5 Ah) / 70' (5.0 Ah)	50' (2.5 Ah) / 70' (5.0 Ah)	70' (5.0 Ah)	70' (5.0 Ah)	70' (5.0 Ah)

(*) Cutting performance depends on several factors including: garden shape, surface characteristics (length, grass moisture), ground speed, type of cut (collection, mulching or side discharge)

*** Available from spring 2021

COMFORT PLUS push-type Lawnmowers

Push-type lawnmowers are an excellent solution for home users dealing with maintenance of grassed areas no larger than 1,400 m² in size. The **COMFORT PLUS** series of lawnmowers was developed with special attention focused on ergonomics and functional styling. The steel deck imparts greater strength and ruggedness to this model.



The steel deck imparts greater strength and ruggedness to this model.



EMAK and Briggs & Stratton 4-stroke engines, designed using advanced technology that guarantees easy starting, optimum performance, reliability and a long working life.



Independent cutting height adjustment on each wheel.



The mulching blade supplied as standard and the streamlined deck ensure optimal cutting efficiency and perfect feed to the grass catcher.



Home Plus 800-1000 m²

G 44 PK COMFORT PLUS



Home Plus 800-1000 m²

G 44 PB COMFORT PLUS

Deck	steel	steel
Displacement	139 cm ³	125 cm ³
Engine make/model	Emak K 605 OHV	Briggs & Stratton 450E OHV series
Cutting width	41 cm	41 cm
Propulsion	push-type	push-type
Cutting adjustment	independent	independent
Cutting height	from 28 to 75 mm	from 28 to 75 mm
Grass box capacity	70 L	70 L
Mulching/Side discharge	not available/not available	not available/not available
Weight	24.0 kg	23.4 kg

COMFORT PLUS push-type Lawnmowers



Strong and versatile 70 L capacity plastic and fabric grass catcher (assembled without tools) with full-bag indicator.



Innovative design wheels mounted on bearings ensure smooth movement of the machine.



Optional mulching kit: the grass clippings are broken down into fine particles and released back onto the turf to keep the lawn clean and uniform after each cut.

G 48/66110127R



G 48 PK COMFORT PLUS



G 48 PBQ COMFORT PLUS

	G 48 PK COMFORT PLUS	G 48 PBQ COMFORT PLUS
Deck	steel	steel
Displacement	139 cm ³	140 cm ³
Engine make/model	Emak K 605 OHV	Briggs & Stratton 550E OHV series
Cutting width	46 cm	46 cm
Propulsion	push-type	push-type
Cutting adjustment	independent	independent
Cutting height	from 28 to 75 mm	from 28 to 75 mm
Grass box capacity	70 L	70 L
Mulching/Side discharge	optional/not available	optional/not available
Weight	25.4 kg	24.4 kg

COMFORT PLUS self-propelled Lawnmowers

Self-propelled lawnmowers are the most suitable option for working on sloping lawns with overgrown areas. The main characteristic of self-propelled lawnmowers is the coupling between the wheels and the engine or motor. Thanks to this solution, the machine is accompanied rather than pushed and cutting performance is optimised. The **COMFORT PLUS** series, with single speed propulsion system, is the ideal solution for larger areas and for uneven or gently sloping ground. Also available: **TKE** models with battery starting for smooth and effortless start-up.



The steel deck imparts greater strength and ruggedness to this model.



Rugged and ergonomic plastic levers completely embracing the handlebar ensure a comfortable and positive grip.



The mulching blade supplied as standard and the streamlined deck ensure optimal cutting efficiency and perfect feed to the grass catcher.



Strong and versatile 70 L capacity plastic and fabric grass catcher (assembled without tools) with full-bag indicator.



G 44 TK COMFORT PLUS



G 48 TK COMFORT PLUS

	G 44 TK COMFORT PLUS	G 48 TK COMFORT PLUS
Deck	steel	steel
Displacement	139 cm ³	139 cm ³
Engine make/model	Emak K 605 OHV	Emak K 605 OHV
Cutting width	41 cm	46 cm
Propulsion (speed)	self-propelled (3.6 km/h)	self-propelled (3.6 km/h)
Cutting adjustment	central	central
Cutting height	from 28 to 75 mm	from 28 to 75 mm
Grass box capacity	70 L	70 L
Mulching/Side discharge	not available/not available	optional/not available
Weight	28.3 kg	30.4 kg

COMFORT PLUS self-propelled Lawnmowers



Practical, lever-operated cutting height adjustment system.



Innovative design wheels mounted on bearings ensure smooth movement of the machine.



Optional mulching kit: the grass clippings are broken down into fine particles and released back onto the turf to keep the lawn clean and uniform after each cut.

G 48/66110127R



G 48 TKE COMFORT PLUS G 48 TBQ COMFORT PLUS G 48 TBX COMFORT PLUS

Deck	steel	steel	steel
Displacement	166 cm ³	140 cm ³	150 cm ³
Engine make/model	Emak K 655i OHV battery powered electric starting	Briggs & Stratton 550E OHV series	Briggs & Stratton 625EXi OHV series
Cutting width	46 cm	46 cm	46 cm
Propulsion (speed)	self-propelled (3.6 km/h)	self-propelled (3.6 Km/h)	self-propelled (3.6 Km/h)
Cutting adjustment	central	central	central
Cutting height	from 28 to 75 mm	from 28 to 75 mm	from 28 to 75 mm
Grass box capacity	70 L	70 L	70 L
Mulching/Side discharge	optional/not available	optional/not available	optional/not available
Weight	31.5 kg	28.4 kg	30.6 kg

COMFORT PLUS self-propelled Lawnmowers



TKE models with Emak engine and rechargeable battery-powered electric starting ensure effortless starting every time. The engine is also equipped with recoil starter.



Optional mulching kit: the grass clippings are broken down into fine particles and released back onto the turf to keep the lawn clean and uniform after each cut.

G 53/66070096R



G 53 TK COMFORT PLUS	G 53 TKE COMFORT PLUS	G 53 TBX COMFORT PLUS
----------------------	-----------------------	-----------------------

Deck	steel	steel	steel
Displacement	166 cm ³	166 cm ³	150 cm ³
Engine make/model	Emak K 655 OHV	Emak K 655i OHV battery powered electric starting	Briggs & Stratton 625EX OHV series
Cutting width	51 cm	51 cm	51 cm
Propulsion (speed)	self-propelled (3.6 Km/h)	self-propelled (3.6 Km/h)	self-propelled (3.6 Km/h)
Cutting adjustment	central	central	central
Cutting height	from 28 to 75 mm	from 28 to 75 mm	from 28 to 75 mm
Grass box capacity	70 L	70 L	70 L
Mulching/Side discharge	optional/not available	optional/not available	optional/not available
Weight	31.8 kg	32.9 kg	31.6 kg

ALLROAD PLUS 4 self-propelled Lawnmowers

In addition to rear pick-up mode, the **ALLROAD PLUS 4** series includes mulching operation and side discharge as part of the standard package. The single-speed propulsion system or propulsion with variable speed drive (model **VK**) combined with the large size of the wheels, make for smoother progress, even over uneven ground. Also available: **TBXE** and **TKE** models with battery starting for smooth and effortless start-up.



The steel deck imparts greater strength and ruggedness to this model.



Large size wheels (280 mm rear and 200 mm front) with ball bearings for smoother movement and optimal traction on all types of terrain.




"4-cutting device": cutting system that includes mulching, collection and side discharge as standard, with deflector for rear discharge.



Mulching kit as standard: the grass clippings are broken down into fine particles and released back onto the turf to keep the lawn clean and uniform after each cut.

G 48/66110127R



G 48 TK ALLROAD PLUS 4

G 48 TKE ALLROAD PLUS 4

Deck	steel	steel
Displacement	166 cm ³	166 cm ³
Engine make/model	Emak K 655 OHV	Emak K 655i OHV battery powered electric starting
Cutting width	46 cm	46 cm
Propulsion (speed)	self-propelled (3.6 Km/h)	self-propelled (3.6 Km/h)
Cutting adjustment	central	central
Cutting height	from 28 to 75 mm	from 28 to 75 mm
Grass box capacity	70 L	70 L
Mulching/Side discharge	standard/standard	standard/standard
Weight	36.0 kg	36.0 kg

ALLROAD PLUS 4 self-propelled Lawnmowers



TBXE models with Briggs & Stratton engine and rechargeable battery-powered electric starting ensure effortless starting every time.



Mulching kit as standard: the grass clippings are broken down into fine particles and released back onto the turf to keep the lawn clean and uniform after each cut.

G 48/66110127R

G 53/66070096R



G 48 TBXE ALLROAD PLUS 4 G 53 TK ALLROAD PLUS 4 G 53 TBX ALLROAD PLUS 4

Deck	steel	steel	steel
Displacement	163 cm ³	196 cm ³	150 cm ³
Engine make/model	Briggs & Stratton 675 iS OHV series battery powered electric starting	Emak K 805 OHV	Briggs & Stratton 625EX OHV series
Cutting width	46 cm	51 cm	51 cm
Propulsion (speed)	self-propelled (3.6 Km/h)	self-propelled (3.6 Km/h)	self-propelled (3.6 Km/h)
Cutting adjustment	central	central	central
Cutting height	from 28 to 75 mm	from 28 to 75 mm	from 28 to 75 mm
Grass box capacity	70 L	70 L	70 L
Mulching/Side discharge	standard/standard	standard/standard	standard/standard
Weight	36.0 kg	37.4 kg	34.4 kg

ALLROAD PLUS 4 self-propelled Lawnmowers



Model **VK** is equipped with stepless traction control so that ground speed can be adapted continuously to match the needs of the job.



A front bumper with integrated carry handle increases the level of protection against accidental impact.



G 53 TBXE ALLROAD PLUS 4 G 53 THX ALLROAD PLUS 4 G 53 VK ALLROAD PLUS 4

Deck	steel	steel	steel
Displacement	163 cm ³	166 cm ³	196 cm ³
Engine make/model	Briggs & Stratton 675 iS OHV series battery powered electric starting	Honda GCVx 170 OHV	Emak K 805 OHV
Cutting width	51 cm	51 cm	51 cm
Propulsion (speed)	self-propelled (3.6 Km/h)	self-propelled (3.6 Km/h)	propulsion with variable speed control (from 2.5 to 4.5 km/h)
Cutting adjustment	central	central	central
Cutting height	from 28 to 75 mm	from 28 to 75 mm	from 28 to 75 mm
Grass box capacity	70 L	70 L	70 L
Mulching/Side discharge	standard/standard	standard/standard	standard/standard
Weight	37.0 kg	34.0 kg	38.6 kg

ALLROAD ALUMINIUM self-propelled Lawnmowers

The **ALLROAD ALUMINIUM** models are a paradigm of ruggedness: with their 46 or 51 cm deck in 4 mm gauge diecast aluminium, the structure is designed to withstand impact and corrosion. The high capacity mulching blade and the streamlined shape of the deck assure optimal cutting performance and perfect bag filling, while the wheels with shielded ball bearings allow the machine to progress smoothly over all types of terrain.



4 mm gauge diecast aluminium deck: ensures low weight with high strength and excellent corrosion resistance.



Large size IMPACT series wheels (Ø 280 mm rear and Ø 200 mm front) with shielded ball bearings: guarantee of smoother movement and optimal traction on all types of terrain.



Mulching kit as standard: the grass clippings are broken down into fine particles and released back onto the turf to keep the lawn clean and uniform after each cut.

MAX 48/66090147R

MAX 53/66060372R



MAX 48 TK ALLROAD ALUMINIUM

MAX 53 TK ALLROAD ALUMINIUM

MAX 53 TBX ALLROAD ALUMINIUM

	MAX 48 TK ALLROAD ALUMINIUM	MAX 53 TK ALLROAD ALUMINIUM	MAX 53 TBX ALLROAD ALUMINIUM
Deck	aluminium	aluminium	aluminium
Displacement	166 cm ³	196 cm ³	163 cm ³
Engine make/model	Emak K 655 OHV	Emak K 805 OHV	Briggs & Stratton 675EXi OHV series
Cutting width	46 cm	51 cm	51 cm
Propulsion (speed)	self-propelled (3.6 km/h)	self-propelled (3.6 km/h)	self-propelled (3.6 km/h)
Cutting adjustment	central	central	central
Cutting height	from 28 to 75 mm	from 28 to 75 mm	from 28 to 75 mm
Grass box capacity	80 L	80 L	80 L
Mulching/Side discharge	standard/not available	standard/not available	standard/not available
Weight	41.5 kg	42.6 kg	40.9 kg

ALLROAD ALUMINIUM self-propelled Lawnmowers



The **TBXE** model with Briggs & Stratton engine is equipped with an electric starter with rechargeable battery for effortless starting every time.



Model **VBD** is equipped with stepless traction control so that ground speed can be adapted continuously to match the needs of the job.



Centralised cutting height adjustment device controlled by a rugged and ergonomic handle: offers 5 different height positions that can be selected easily and effortlessly from a minimum of 28 mm to a maximum of 75 mm.



2000-2400 m²

instar*is*



2000-2400 m²

INSTAR*START*



2000-2400 m²

	MAX 53 TBXE ALLROAD ALUMINIUM	MAX 53 VBD ALLROAD ALUMINIUM	MAX 53 THX ALLROAD ALUMINIUM
Deck	aluminium	aluminium	aluminium
Displacement	163 cm ³	161 cm ³	166 cm ³
Engine make/model	Briggs & Stratton 675iS OHV series electric starting	Briggs & Stratton 750EX OHV series	Honda GCVx 170 OHV
Cutting width	51 cm	51 cm	51 cm
Propulsion (speed)	self-propelled (3.6 km/h)	self-propelled, variable speed drive (from 2.5 to 4.5 km/h)	self-propelled (3.6 km/h)
Cutting adjustment	central	central	central
Cutting height	from 28 to 75 mm	from 28 to 75 mm	from 28 to 75 mm
Grass box capacity	80 L	80 L	80 L
Mulching/Side discharge	standard/not available	standard/not available	standard/not available
Weight	42.5 kg	45.5 kg	41.6 kg

ALUMINIUM PRO self-propelled Lawnmowers

These machines are ideal for large size spaces of more than 2,000 m², also for continuous use; they ensure unvarying quality standards through time thanks to their technical solutions including the steel transmission, aluminium wheels and reinforced deck. The ergonomic two-piece handlebar allows easy manoeuvring of the mower. The cutting height adjustment system (handy knob in an easily accessible central position) and the plastic and fabric grass catcher (with full bag indicator) are just two of the solutions adopted for the maximum operator comfort.



4 mm gauge diecast aluminium deck: ensures low weight with high strength and excellent corrosion resistance.



Front bumper with integrated carry handle: increases the level of protection against accidental impact.



Large diameter aluminium wheels (208 mm front, 235 mm rear) with ball bearings and replaceable tyres.



Mulching kit as standard: the grass clippings are broken down into fine particles and released back onto the turf to keep the lawn clean and uniform after each cut.

MAX 53/66060372R



2000-2400 m²



2000-2400 m²

MAX 53 TK ALUMINIUM PRO

MAX 53 VBD ALUMINIUM PRO

Deck	aluminium	aluminium
Displacement	196 cm ³	161 cm ³
Engine make/model	Emak K 805 OHV	Briggs & Stratton 750EX OHV series
Cutting width	51 cm	51 cm
Propulsion (speed)	self-propelled (3.4 Km/h)	self-propelled, variable speed drive (from 2.5 to 4.5 km/h)
Cutting adjustment	central	central
Cutting height	from 30 to 70 mm	from 30 to 70 mm
Grass box capacity	80 L	80 L
Mulching/Side discharge	standard/not available	standard/not available
Weight	50.1 kg	49.4 kg

LUX 55 self-propelled professional Lawnmowers

Extremely rugged and with high load capacity, even on wet grass, these models offer all the features required by groundcare professionals (professional-grade aluminium transmission, 80 l grass catcher and large diameter aluminium wheels). Ideal for large areas (exceeding 2,300 m²) and continuous or intensive use, these models offer exceptional reliability and consistently first-rate performance over time.



Generously sized protections at the front and sides of the aluminium deck.



Centralised cutting height adjustment by means of a practical lever with preset positions.



Optional mulching kit: the grass clippings are broken down into fine particles and released back onto the turf to keep the lawn clean and uniform after each cut (bade + blade hub + plug).

LUX 55/8203502AR



LUX 55 TBD

LUX 55 TBI

LUX 55 HXF

	LUX 55 TBD	LUX 55 TBI	LUX 55 HXF
Deck	aluminium	aluminium	aluminium
Displacement	161 cm ³	190 cm ³	163 cm ³
Engine make/model	Briggs & Stratton 750EX OHV series	Briggs & Stratton 850PXi OHV series	Honda GXV 160 OHV
Cutting width	53 cm	53 cm	53 cm
Propulsion (speed)	self-propelled (3.6 Km/h)	3 speeds (1 ^a : 2.2 – 2 ^a : 3.6 – 3 ^a : 4.5 Km/h)	3 speeds (1 ^a : 2.2 – 2 ^a : 3.6 – 3 ^a : 4.5 Km/h)
Cutting adjustment	central	central	central
Cutting height	from 20 to 75 mm	from 20 to 75 mm	from 20 to 75 mm
Grass box capacity	80 L	80 L	80 L
Mulching/Side discharge	optional/not available	optional/not available	optional/not available
Weight	53.3 kg	51.3 kg	63.3 kg

Healthy soil that breathes and is nourished: for the flourishing development of our lawns.

Technology and comfort

Designed and engineered for demanding home users, as well as professional gardeners and groundskeepers, these are the ideal machines for freeing turf of moss and thatch. Lawns should be scarified at least twice during the season, as this will allow the soil to breathe and enable moisture, air and nutrients to reach the roots of the grass, favouring steady and healthy growth.



Sturdy hardened steel spikes (floating on the **SCA 50 H** model), ideal even for the hardest terrain.



Glides perfectly over any surface thanks to the sturdy wheels mounted on bearings (metal bearings on the **SCA 50 H** model).



Reinforced steel deck, designed to withstand even the harshest of conditions.



Height adjustment system with memory enables the machine to be set down quickly at the same height when repositioned.



Fold-down handlebar released by a handy lever, designed to save space during storage.



EURO 5 engines with low environmental impact: compliant with the most stringent anti-pollution regulations.



Scarifiers

Guide to selection

		HOME	COUNTRYSIDE	URBAN
SCARIFYING THE LAWN	For home use	SCA 38 R		
	Professional		SCA 50 H	

Scarifiers for home use

Practical and manoeuvrable scarifier for home use in gardens of up to 1000 m²; the ideal tool for use with lawnmowers for turf scarification in preparation for early-season grass cutting, it gets rid of weed, moss and thatch and provides better aeration of the lawn. Also useful prior to grass seeding and fertilisation, enabling better penetration of the soil.



Foldable handlebar to reduce footprint during storage.



Practical working depth adjustment lever. Located on the side of the handlebar, it enables quick and easy adjustment while using the machine.



Rotor comprising 15 fixed blades.



SCA 38 R

Deck	steel
Displacement	179 cm ³ (4.7 HP)
Engine	Rato R 180
Working width	38 cm
Blades	15, fixed
Wheels	diameter 200 mm, plastic
Working depth	0-22 mm, adjustable with memory
Dimensions	130x59x109 cm
Weight	35 kg

Professional scarifiers

Lawn scarifiers of rugged construction equipped with powerful engines, designed to tackle even the most stubborn of soils with complete confidence. Regular scarifying and mowing will ensure lawns stay lush, green and healthy.



Working depth adjustment spring. Always maintains the preset position.



Metal wheels with ball bearings.



Rotor with 28 floating blades mounted on ball bearings and grease nipple system.



SCA 50 H

Deck	steel
Displacement	163 cm ³ (5.0 HP)
Engine	Honda GP 160 OHV
Working width	50 cm
Blades	28, floating
Wheels	diameter 210-250 mm, metal with bearings
Working depth	0-15 mm, adjustable with memory
Dimensions	120x82x102 cm
Weight	65 kg

All the power you need to tackle overgrown areas and woodland undergrowth, powerful cutting with no half measures.

Technology and comfort

Oleo-Mac wheeled brushcutters and shredders guarantee exceptional cutting quality, including when tackling dense and thick-stemmed vegetation or medium diameter brushwood. Typified by high strength and cutting power, as well as superior operator comfort, these machines ensure that professional jobs of this kind can be completed swiftly and efficiently.



The cutting unit rotor, mounted on reinforced and shielded bearings, ensures the entire assembly is balanced and resistant to impact.



Ergonomic control levers (wheel lock release, brakes and gears) neatly arranged within easy reach.



Reinforced steel cutting decks, with large discharge area for release of cut material.



Large size rear wheels ensure smooth progress even in the presence of depressions and irregularities in the terrain.



Reinforced blade for effective cutting action even on thicker vegetation, brambles or undergrowth.



Easy cutting height adjustment by means of a worm screw lever.



Wheeled brushcutters/Shredders

Guide to selection

		HOME	COUNTRYSIDE	WOODLAND	URBAN
TRIMMING AND MOWING GRASS, WEEDS, INVASIVE VEGETATION	Wheeled brushcutters	For home use	DEB 517		
		For intensive use		DEB 518	DEB 518
		Professional		DEB 5158 DEB 528	
	Shredders	Professional		WB 65 WB 80	

Wheeled brushcutters for home use

Compact and manoeuvrable, this model is the ideal workmate for demanding home users and smallholders who need to clear small to medium-sized areas infested with weeds, scrub or other types of invasive vegetation.



Large rear wheels with differential effect.



Sturdy side discharge in steel.



Removable and pivoting front wheel.



DEB 517

Deck	steel
Displacement	173 cm ³ (4.3 HP)
Engine	RATO RV 170
Gear speeds	1 forward speed
Speed	2.8 km/h
Cutting width	51 cm
Wheels	diameter 200-420 mm with single front wheel in plastic
Cutting height adjustment	centralised, 4 positions (adjustable from handgrip)
Cutting height	55-70-90-110 mm
Weight	52 kg

Wheeled brushcutters for intensive use

Characterised by high strength and, at the same time, compact and manoeuvrable, these models are the ideal workmates for smallholders who need to clear medium-sized areas infested with weeds, scrubs or other invasive vegetation.



Cutting height adjustment through 4 positions, quick and convenient thanks to its positioning.



High-performance cutting system, suitable for any type of grass or scrub.



Double lockable front wheel, offers stability and strength even on uneven surfaces.



DEB 518

Deck	steel
Displacement	190 cm ³ (5.4 HP)
Engine	YAMAHA MA 190
Gear speeds	1 forward speed
Speed	2.8 km/h
Cutting width	51 cm
Wheels	diameter 200-420 mm with double front wheel in plastic
Cutting height adjustment	centralised, 4 positions (adjustable from handgrip)
Cutting height	55-70-90-110 mm
Weight	54 kg

Professional wheeled brushcutters

Powerful professional models, designed for produce growers with heavy and constant workloads to manage. These machines are also ideal for landscaping contractors working on dense vegetation, with release of green waste to the ground.



Handlebar with vertical and horizontal adjustment using the handlebar-mounted lever.



Variable gear shift system (DEB 5158).



Cutting deck with front opening to help tackle scrub and tall vegetation (DEB 528).



DEB 5158



DEB 528

	DEB 5158	DEB 528
Deck	steel	steel
Displacement	190 cm³ (5.4 HP)	225 cm³ (5.3 HP)
Engine	YAMAHA MA 190	RATO RV 225
Gear speeds	7 variable speeds	2 forward speeds – 1 reverse
Speed	2 – 4.2 km/h	2.6 – 3.3 km/h in forward drive
Cutting width	51 cm	52 cm
Wheels	diameter 200-370 mm with single front wheel in metal	3.50x6" tyred wheels with anti-puncture liquid
Cutting height adjustment	centralised, 4 positions (adjustable from handgrip)	2 positions, adjustable by means of spacers
Cutting height	55-70-90-110 mm	52-75 mm
Weight	62 kg	75 kg

Professional shredders

Professional flail mowers are designed for professional and intensive work on grass, shoots, twigs and low vegetation, scrub and stubble. These machines are ideal for heavy-duty applications that are beyond the reach of conventional mowers, such as clearing of overgrown areas, roadside verges, steep slopes, brambles and undergrowth. The professional cutting unit with 38/46 Y-shaped flails offers exceptional cutting quality, while the pivoting and lockable front wheels, fitted on model **WB 80 HR11**, make it possible to maintain the required cutting trajectory also when working in the proximity of steeply sloping terrain. Technology proceeds hand in hand with ergonomics: these models have comfortable handlebars with height and lateral adjustment, and the wheel release, brakes and gearbox control levers all grouped together and within easy reach.



Independent steering clutches on the driving wheels with wheel locking function, making the machine extremely easy to manoeuvre.



The handlebars have 4 vertical adjustment positions and 5 horizontal adjustment positions.



Rotor with powerful and sturdy 'Y' shaped knives to cut and shred grass and clippings efficiently with no risk of impact or damage.



The gear selection lever on the handlebar is simple to operate.



WB 65 K1100H



WB 65 HR11



WB 80 HR11

Displacement	302 cm ³	389 cm ³	389 cm ³
Engine make/model	Emak K 1100 H	Honda GX 340	Honda GX 340
Cutting width	65 cm - 38 blades	65 cm - 38 blades	80 cm - 46 blades
Transmission	3 forward speeds + reverse	3 forward speeds + reverse	3 forward speeds + reverse
Cutting height adjustment	centralised (20 - 80 mm)	centralised (20 - 80 mm)	centralised (20 - 80 mm)
Handlebar adjustment	4 height settings + 5 width settings	4 height settings + 5 width settings	4 height settings + 5 width settings
Wheels	2 + 2 pivoting with brake	2 + 2 pivoting with brake	2 + 2 pivoting with brake
Speed	1 st : 1.2 - 2 nd : 2.2 - 3 rd : 3.4 Rev: 2.2 Km/h	1 st : 1.2 - 2 nd : 2.2 - 3 rd : 3.4 Rev: 2.2 Km/h	1 st : 1.2 - 2 nd : 2.2 - 3 rd : 3.4 Rev: 2.2 Km/h
Dimensions	1657x1092x814 mm	1657x1092x814 mm	1657x1092x964 mm
Weight	160 kg	173.5 kg	175 kg

Tackle any lawn with comfort and power at the wheel of an **Oleo-Mac** garden tractor.

Technology and comfort

A garden tractor is an invaluable helpmate for the management of large size gardens, grounds and public spaces. In situations of this type, the use of an agile and powerful garden tractor can make all the difference. Rugged and exceptionally manoeuvrable, **Oleo-Mac** garden tractors are equipped with agile steering systems that allow them to negotiate even the tightest turns. The ease of manoeuvring in the proximity of trees and shrubs makes for greater precision and speed for lawn finishing operations. The **Oleo-Mac** models are designed to adapt their progress to match the type of terrain. The hydrostatic transmission system means that direction of travel and speed can be controlled with a single pedal, without having to stop the machine. The engine – a decisive factor in relation to the tractive power of the machines and the cutters rotation system – comes in different power ratings for different models to ensure users can always find the right machine for the size of the garden or park to be managed.



"4-cutting device": versatile cutting system that includes mulching, collection and side discharge as standard, with deflector for rear discharge.



The electromagnetic clutch engages quickly and quietly by way of a handy dash-mounted button.



New side-discharge lawn tractors with speed controlled by means of a double pedal that acts directly on the hydrostatic transmission. This solution allows reversal of the direction of travel and precise speed control during operation.



The LCD display provides quick and intuitive consultation of the main information of the garden tractor, including working hours, battery voltage, and fuel level.



Front axle cast in steel to withstand even the heaviest of duties and resist accidental impact.



Mulch/collect "Change over" system: using a handy lever, the operator can close off the collection duct and switch automatically to mulching mode, without stopping.



Garden Tractors

Guide to selection

		URBAN	HOME	COUNTRYSIDE	WOODLAND
CUTTING THE LAWN GRASS ON A LARGE SCALE	Rider		MISTRAL		
	Side-discharge		OM 98 L OM 108 L		
	Rear-discharge		OM 84 OM 92 OM 93 OM 103 OM 106 OM 123		
	Professional all-terrain			APACHE 92 EVO	

Rider Mowers

Rider mowers are designed to manage small and medium sized lawns of up to 4,000 m². Small and compact, with engine power of up to 13 HP, the rider mowers are designed to move with ease and precision around gardens with a large number of trees, bushes and other obstacles. Several models are convertible for mulching operation, while the 4-cutting device model can be set up for side clippings discharge by fitting a deflector, supplied as standard. Rider mowers offer a comfortable and safe driving experience in all situations and on all types of terrain.



Practical cutting height adjustment with a conveniently positioned lever, with a graduated scale to show the cutting height at a glance.



The telescopic bag emptying lever positioned within easy reach of the driver's seat allows the operator to tip and empty the full bag effortlessly and without twisting the body.



The electromagnetic clutch is engaged quickly and quietly by way of a handy dash-mounted button.



The garden tractor can be stored in a vertical position over winter to save space.



Only available in certain markets

MISTRAL 72/12,5 K H

MISTRAL 72/13 H

Displacement	413 cm ³	344 cm ³
Engine make/model	Emak K 1250 AVD	B&S Powerbuilt 3130E AVS series
Cutting width	72 cm	72 cm
Cutting height	30-80 mm, 7 positions	30-80 mm, 7 positions
Propulsion	hydrostatic	hydrostatic
Speed	from 0 to 8.6 km/h in forward drive from 0 to 3.2 km/h in reverse	from 0 to 8.6 km/h in forward drive from 0 to 3.2 km/h in reverse
Turning radius	45 cm	45 cm
Bag capacity	180 L	180 L
Overall dimensions	198x73x110 cm	198x73x110 cm
Mulching/Side discharge	optional/optional	standard/standard
Weight	192 kg	192 kg

Side-discharge Garden Tractors

Side-discharge garden tractors are ideal for areas of up to 8,000 m². These models feature hydrostatic transmission for smooth travel and easily accessible controls conveniently located on the dashboard. Thanks to an easy-to-install kit, certain models can be converted for mulching mode operation: the mulching system keeps the clippings circulating under the deck for longer, reducing them to a fine particulate so they can be returned directly to the terrain where they constitute a valuable nutrient for the lawn.



Practical cutting height adjustment with a conveniently positioned lever, with a graduated scale to show the cutting height, selected from among 7 positions.



The electromagnetic clutch is engaged quickly and quietly by way of a handy dash-mounted button.



The quick-fit "Deck Wash System" connector on the mowing deck makes it possible to direct water inside the deck for quick and easy cleaning of the cutting mechanism.



Only available in certain markets

OM 98 L/14,5 K

OM 108 L/16 K

Displacement	432 cm ³	452 cm ³
Engine make/model	Emak K 1450 AVD	Emak K 1600 AVD
Cutting width	98 cm	108 cm
Cutting height	30-80 mm, 7 positions	30-80 mm, 7 positions
Propulsion	hydrostatic	hydrostatic
Speed	from 0 to 8.8 Km/h forward from 0 to 3.8 Km/h reverse	from 0 to 8.8 Km/h forward from 0 to 3.8 Km/h reverse
Turning radius	70 cm	65 cm
Overall dimensions	172x119x106 cm	172x132x106 cm
Mulching/Side discharge	standard/standard	standard/standard
Weight	160 kg	171 kg

Rear-discharge Garden Tractors

Rear-discharge garden tractors are the synthesis of strength and reliability, with elevated cutting and load capacity. Designed to manage areas of up to 9,000 m², these machines are equipped with hydrostatic transmission and an electromagnetic clutch for cutter blades engagement; they can also be set up to operate in mulching mode. The **OM 84/14,5 K** rear-discharge garden tractor, with its 84 cm cutting width, is perfect for cutting with pick-up in smaller spaces. The entire range of rear-discharge garden tractors is designed to meet the needs of more demanding users seeking advanced mowing performance combined with unprecedented driving pleasure. They can be set up for grass collection, using the generously sized grass catcher (up to 320 litres), for rear-discharge onto the ground, or to chop the clippings into fine particles and return them to the lawn as a nutrient (mulching function).



The quick-fit "Deck Wash System" connector on the mowing deck makes it possible to direct water inside the deck for quick and easy cleaning of the cutting mechanism (84).



Generously sized front bumper in steel for high strength and resistance in the case of accidental impact.



< 4000 m²



< 5000 m²



Only available
in certain markets

OM 84/14,5 K

OM 92/16 K H

	OM 84/14,5 K	OM 92/16 K H
Displacement	432 cm ³	452 cm ³
Engine make/model	Emak K 1450 AVD	Emak K 1600 AVD
Cutting width	84 cm	92 cm
Cutting height	30-80 mm, 7 positions	20-80 mm, 6 positions
Propulsion	hydrostatic	hydrostatic
Speed	from 0 to 8.8 Km/h forward from 0 to 3.8 Km/h reverse	from 0 to 9.0 km/h in forward drive from 0 to 7.0 km/h in reverse drive
Turning radius	90 cm	80 cm
Bag capacity	240 L	300 L
Overall dimensions	234x90x109 cm	248x95x112 cm
Mulching/Side discharge	standard/not available	optional/not available
Weight	180 kg	255 kg

Rear-discharge Garden Tractors



The towing hitch, fitted as standard, makes the machine even more versatile, allowing it to tow a trailer or lawn roller (93).



Generously sized front bumper in steel for high strength and resistance in the case of accidental impact.



The quick-fit "Deck Wash System" connector on the mowing deck makes it possible to direct water inside the deck for quick and easy cleaning of the cutting mechanism (103).



The towing hitch, fitted as standard, makes the machine even more versatile, allowing it to tow a trailer or lawn roller (103).



OM 93/16 K



OM 103/16 K

Displacement	452 cm ³	452 cm ³
Engine make/model	Emak K 1600 AVD	Emak K 1600 AVD
Cutting width	92 cm	102 cm
Cutting height	25-80 mm, 7 positions	25-80 mm, 7 positions
Propulsion	hydrostatic	hydrostatic
Speed	from 0 to 8.8 km/h in forward drive from 0 to 3.8 km/h in reverse drive	from 0 to 8.8 km/h in forward drive from 0 to 3.8 km/h in reverse drive
Turning radius	80 cm	88 cm
Bag capacity	290 L	290 L
Overall dimensions	249x96x114 cm	249x105x114 cm
Mulching/Side discharge	standard/not available	standard/not available
Weight	198 kg	222 kg

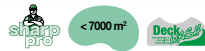
Rear-discharge Garden Tractors



The quick-fit "Deck Wash System" connector on the mowing deck makes it possible to direct water inside the deck for quick and easy cleaning of the cutting mechanism (103).



The towing hitch, fitted as standard, makes the machine even more versatile, allowing it to tow a trailer or lawn roller (103).



OM 103/21



OM 106/22 H

Displacement	540 cm ³	656 cm ³
Engine make/model	B&S Intek 5210PX OHV series	B&S Professional V-Twin 7220PXi series
Cutting width	102 cm	102 cm
Cutting height	25-80 mm, 7 positions	30-95 mm, 7 positions
Propulsion	hydrostatic	hydrostatic
Speed	from 0 to 8.8 km/h in forward drive from 0 to 3.8 km/h in reverse drive	from 0 to 9.0 Km/h forward from 0 to 4.5 Km/h reverse
Turning radius	88 cm	40 cm
Bag capacity	290 L	320 L
Overall dimensions	249x105x114 cm	242x106x116 cm
Mulching/Side discharge	standard/not available	optional/not available
Weight	224 kg	278 kg

Rear-discharge Garden Tractors



The quick-fit "Deck Wash System" connector on the mowing deck makes it possible to direct water inside the deck for quick and easy cleaning of the cutting mechanism (123).



The towing hitch, fitted as standard, makes the machine even more versatile, allowing it to tow a trailer or lawn roller (123).



The LCD display assures quick and intuitive consultation of the main garden tractor information, including working hours, battery voltage, and fuel level (123).



Two-cylinder Briggs & Stratton engine to meet different operating requirements, with working areas of up to 9,000 m² (123).



OM 123/22 V

Displacement	656 cm ³
Engine make/model	B&S Professional V-Twin 7220PXi series
Cutting width	122 cm
Cutting height	30-90 mm, 7 positions
Propulsion	hydrostatic
Speed	from 0 to 8.8 Km/h forward from 0 to 4.5 Km/h reverse
Turning radius	90 cm
Bag capacity	320 L
Overall dimensions	242x105x107 cm
Mulching/Side discharge	standard/not available
Weight	231 kg

Professional all-terrain Garden Tractors

Rugged and reliable, professional all-terrain garden tractors are suitable for managing large size surface areas of up to 9,000 m². These machines are designed for clearing and tidying overgrown areas with thick vegetation and on uneven and sloping ground where pick-up is not required. These garden tractors are equipped with various devices to facilitate the work of the operator, such as the hydrostatic transmission controlled by a single pedal for travel direction and speed, the self-locking differential and the cutter drive electromagnetic clutch.



Self-locking differential for the maximum traction in all conditions of terrain and gradient.



The large tyre footprint and low centre of gravity combine to maximise stability of the machine, even on steeper gradients and when working alongside verges and ditches.



Equipped as standard with roll bar, front and rear bumpers, side protections and seat belt to assure the maximum safety, even when tackling the most demanding situations.



Halogen headlights and LED worklights ensure a good view of the cutting area, even in low light conditions.



Only available in certain markets

APACHE 92 EVO

APACHE 92 EVO 4x4

Displacement	570 cm ³ 708 cm ³	627 cm ³ 708 cm ³
Engine make/model	B&S Vanguard V-Twin Emak K 2400 AVD V-Twin	B&S Vanguard V-Twin Emak K 2400 AVD V-Twin
Cutting width	92 cm	92 cm
Cutting height	50-120 mm, 6 positions	50-120 mm, 6 positions
Propulsion	hydrostatic self-locking differential	hydrostatic 4 WD self-locking differential
Speed	from 0 to 8.5 Km/h in forward drive from 0 to 4.5 Km/h in reverse	from 0 to 9.0 Km/h in forward drive from 0 to 5.0 Km/h in reverse
Turning radius	65 cm	65 cm
Overall dimensions	231x101x151 cm	231x101x151 cm
Mulching/Side discharge	standard/not available	standard/not available
Weight	317 kg	350 kg





Accessories for Garden Tractors

Part number	Machines										
	MISTRAL 72/13 H	MISTRAL 72/12,5 K H	98 L	108 L	84	92	106	93	103/16 K - 103/21	123	APACHE EVO 4x2 - 4x4



Mulching kit

This kit serves to shred grass cuttings into very fine particles and distribute them around the base of the grass stems, leaving a perfectly clean lawn and ensuring a clean and uniform cut.

		68130438	●																	
		68132062		○																
	Mulching kit	68050016			●															
		68050017				●														
		68050003					●													
		68120005A																		○
		68120008A									○									
		68120025								○										
		68050019										●								
		68120018											●							
		68050021												●						


Discharge deflectors

To discharge the grass cuttings onto the lawn surface when working.

	Rear deflector	68130404	○	○																
		68050006					○													
		68120003						○												
		68050022									○	○								
		68050023																		○
	Side deflector	68130591	●																	
	Side discharge conversion kit	68132044A		○																

Steering wheel knob

Increases ergonomic comfort while driving the tractor or emptying the grass catcher, allowing the operator to steer the vehicle with just one hand.

	Steering wheel knob	68130600	○																
---	---------------------	----------	---	--	--	--	--	--	--	--	--	--	--	--	--	--	--	--	--

● standard equipment ○ compatible tools

Accessories for Garden Tractors



Part number	Machines									
	MISTRAL 72/13 H	MISTRAL 72/12,5 K H	98 L	108 L	84	92	106	93	103/16 K - 103/21	123

Battery charger

To keep the battery in good working order during periods of disuse, ensuring the optimum charge level and longer lifetime.



Battery charger

68130481

●	●	●	●	●	○	○	●	●	●	○
---	---	---	---	---	---	---	---	---	---	---

Towing kit

Makes it possible to tow a small trailer.



Towing kit

68130458

68050004

68050005

68120007

68050024

68050025

●	○											
		○	○									
				○								
												○
								●	●			
										●		

Snow blade

Extremely robust metallic blades, ideal for clearing snow from steps and pedestrian access ways.



Snow blade with rubber edge

68120009A

68120026

120 cm snow blade

68050027



Snow blade connection lange

68120031

68120015

68120027

							○					○
						○						
												○
							○					
												○
							○					

● standard equipment ○ compatible tools



Accessories for Garden Tractors

Part number	Machines										
	MISTRAL 72/13 H	MISTRAL 72/12,5 K H	98 L	108 L	84	92	106	93	103/16 K - 103/21	123	APACHE EVO 4x2 - 4x4

Snow chains

For enhanced grip and traction when working on snow-covered terrain. Easy fitting and removal.

	Snow chains for 20 x 10-8 wheels	68120014								<input type="checkbox"/>				
	Snow chains for 18 x 8.50-8 wheels	68050026										<input type="checkbox"/>		

Trailer

Lightweight and durable, ideal for transporting grass cuttings, green waste or other material. Detachable steel frame with reinforced bar. Dimensions: 72 x 103 x 28 cm. Max load capacity approx. 230 kg.

	Trailer	68130005A	<input type="checkbox"/>	<input type="checkbox"/>	<input type="checkbox"/>	<input type="checkbox"/>	<input type="checkbox"/>	<input type="checkbox"/>	<input type="checkbox"/>	<input type="checkbox"/>	<input type="checkbox"/>	<input type="checkbox"/>	<input type="checkbox"/>	<input type="checkbox"/>

Lawn roller

Lawn roller, perfect for soil compaction after sowing.

	Lawn roller	68050010	<input type="checkbox"/>	<input type="checkbox"/>	<input type="checkbox"/>	<input type="checkbox"/>	<input type="checkbox"/>	<input type="checkbox"/>	<input type="checkbox"/>	<input type="checkbox"/>	<input type="checkbox"/>	<input type="checkbox"/>	<input type="checkbox"/>	<input type="checkbox"/>

Oleo-Mac water pumps: readily accessible water power to irrigate the soil.



Technology and comfort

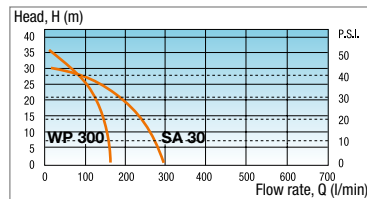
The complete range of **Oleo-Mac** water pumps complies both with the needs of home users and with those of professionals, for use in agriculture and on building sites. Lightweight and practical but simultaneously rugged and exceptionally reliable through time, these units are designed for the irrigation of plants, vineyards and allotments or for emptying duties. **Oleo-Mac** water pumps feature a high suction head to flow rate ratio for the utmost flexibility in all working conditions and optimal efficiency, also when located at a distance from water sources.



Thanks to its plastic body, the machine is extremely light.



Tough tubular steel frame facilitating transport of the machine and affording protection from accidental impact.



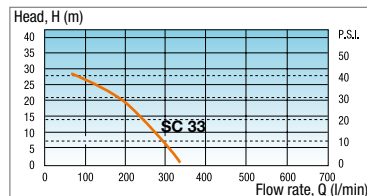
Self-priming water pumps: **Oleo-Mac** models are characterised by an excellent Head/Flow Rate ratio.



Tough aluminium pump casing ensures maximum long-term durability.



Steel crankshaft and piston with 2 rings guarantee prolonged service life.



Non self-priming water pumps: **Oleo-Mac** models are characterised by an excellent Head/Flow Rate ratio.



Water Pumps

Guide to selection

WP 300

		Total head H (m)							
		1.5	3	5	10	15	20	25	30
Total length of pipeline Ø 25 mm	5	137	132	128	124	108	98	72	57
	20	108	104	100	89	76	63	57	41
	50	82	79	76	67	58	46	33	12
	100	62	60	57	50	43	34	25	10
	200	46	44	42	37	32	25	16	
	500	28	27	25	22	20	15		
L (m)		Flow rate Q (l/min)							

SA 30 TLA







		Total head H (m)							
		1.5	3	5	10	15	20	25	30
Total length of pipeline Ø 40 mm	5	266	260	247	205	185	150	100	50
	20	240	230	220	195	167	132	85	45
	50	202	195	185	165	142	115	72	40
	100	170	162	157	140	118	98	70	37
	200	130	127	120	107	92	76	55	
	500	90	87	82	72	63	51	40	
L (m)		Flow rate Q (l/min)							

SC 33

		Total head H (m)							
		1.5	3	5	10	15	20	25	30
Total length of pipeline Ø 40 mm	5	308	300	286	250	205	160	120	55
	20	270	260	250	220	185	150	100	53
	50	222	212	203	180	152	123	90	50
	100	177	171	165	148	125	102	78	40
	200	137	130	125	110	98	80	58	
	500	90	88	82	75	65	52	40	
L (m)		Flow rate Q (l/min)							

Self-priming Water Pumps

Self-priming water pumps are ideal for irrigation of gardens and small crop cultivation areas. Compact, extremely lightweight and reliable, these machines provide running time of one hour with a full tank. Model **WP 300** features significantly reduced noise levels and vibration thanks to the new engine configuration, with its lower speed operating setting. Reducer fittings kit, complete with seals to ensure optimal watertightness and high performance. The fittings allow easy connection between the pump and the most commonly used rubber hoses.

					
1" fittings kit (as standard on WP 300 , SA 30 TLA).	Water filter with 1" fitting (as standard on WP 300 , SA 30 TLA).	Ø 1" spiral hose, length 4m (optional on WP 300).	1" ½ fittings kit (standard on SA 30 TLA).	Water filter with 1" ½ fitting (standard on SA 30 TLA).	Optional curved fitting kit with 1" ½ to 1" reduction (standard on SA 30 TLA).
340000002R	340000001R	340000031	341000016A	341000017	341000102



WP 300



SA 30 TLA

Power	1.3 HP - 1.0 kW	2.1 HP - 1.6 kW
Displacement	30 cm ³	50.2 cm ³
Max. flow rate/Max. head	150 L/min/36 m	270 L/min/30 m
Suction Ø/Delivery Ø/Suction head	1"/25.4 mm/7 m	1.5"/38.1 mm/7.3 m
Pump type	centrifugal	centrifugal
Fuel tank capacity	0.83 L	1.10 L
Sound pressure/power level	99.3/102 dB(A)	88/100.8 dB(A)
Total dry weight	5.5 kg	8.5 kg

Not self-priming Water Pumps

The non self-priming water pump is the optimal solution for handling high liquid flow rates, thanks also to its long operating time. This unit is equipped with a practical carry handle for easy transport and a solid tubular steel frame to protect it from accidental impact. The **SC 33** non self-priming water pump is designed to provide lasting operation with reduced wear, thanks to the rugged pump body in aluminium and the ceramic mechanical seals. Reducer fittings kit, complete with seals to ensure optimal watertightness and high performance. The fittings allow easy connection between the pump and the most commonly used rubber hoses.



1" 1/2 fittings kit (as standard).

341000016A



Water filter with 1" 1/2 fitting and foot valve (as standard).

332000010R



SC 33

Power	2.1 HP - 1.6 kW
Displacement	50.2 cm ³
Max. flow rate/Max. head	320 L/min/30 m
Suction Ø/Delivery Ø/Suction head	1.50"/38.1 mm/7.3 m
Pump type	centrifugal
Fuel tank capacity	1.10 L
Sound pressure/power level	88/100.8 dB(A)
Total dry weight	6.5 kg

Easy to handle, versatile and smart: high performance for your groundcare requirements.

Technology and comfort

The backpack mistblowers are a paradigm of ergonomics and efficiency, combining top performance and operator comfort. The controls located on the handle are perfectly accessible, the tanks are generously sized, and the aluminium fan is safe and efficient. The petrol engine guarantees reliability and a long working life, while the adjustable jet allows the machine to be adapted to suit the type of treatment to be performed and the type of vegetation involved.



The opening angle of the jet can be adjusted rapidly and conveniently without having to stop working, enabling treatment to be customised according to each individual type of vegetation.



The controls are readily accessible and the handle can be easily adjusted in accordance with the crops to be treated, also with a forward angle for the optimal wrist position when spraying with the tube positioned vertically.



The booster pump (supplied on request) increases the liquid throw to improve reach height.



The optional ULV kit allows optimal atomisation of the sprayed liquid to ensure targeted treatment, eliminating overspray and wastage of product.



Maximum user comfort thanks to the ergonomic harness and vibration-damping system of the frame.



Easy-to-install powder kit affords numerous options for selection of the quantity delivered.



Backpack Mistblowers

Guide to selection

		COUNTRYSIDE	URBAN
DISINFESTING PLANTS, VINEYARDS, ORCHARDS	Backpack		MB 80 / MB 800 MB 90 / MB 900

Backpack Mistblowers

For treatment and pest control of crops, small plantations and nurseries. These machines can deliver liquids (such as fungicides and pesticides) or powders. The mistblowers have an ergonomic harness and frame mounted on a vibration-damping system for the maximum user comfort.



Access to the filter is extremely simple without using tools for ease of maintenance.



The booster pump keeps the solution of liquids in the tank thoroughly mixed, increasing and stabilising the delivery flow rate of the product. Model **MB 90/MB 900** is available also in a 'filling' version to fill the tank without having to remove the backpack.



Fastening the shoulder straps directly to the tank on model **MB 90/MB 900** has made it possible to lower the mistblower's centre of mass to minimise oscillation during movements.



MB 80

MB 90

MB 800

MB 900

	MB 80	MB 90
Power	5.0 HP - 3.7 kW (SAE)	5.0 HP - 3.6 kW
Displacement	72.4 cm ³	77 cm ³
Max. air flow	16.0 m ³ /min	27 m ³ /min
Air speed	120 m/sec	105 m/sec
Liquid delivery rate	0.5 ÷ 3 L/min	0.1 ÷ 3.5 L/min
Liquid tank capacity	14 L	17 L
Sound pressure/power level	95.7/109.6 dB(A)	103/115 dB(A)
Lh/rh vibration level	< 2.5 m/s ²	< 2.5 m/s ²
Weight	12.5 kg	11.8 kg



Accessories for backpack Mistblowers

		Part number	Machines	
			MB 80/MB 800	MB 90/MB 900
Dusting kit Conversion kit for treatment based on microgranule chemical powder. Rather than entering into contact with the fan, the powder/granules are conveyed directly into the blower tube.				
	Dusting kit	365200114	<input type="radio"/>	
		56062004		<input type="radio"/>
Diffusers kit Allow the operator to direct or reduce the intensity of the liquid jet in accordance with application directions of the treatment liquids.				
	Double jet kit	365100062A	<input type="radio"/>	
	Kit containing 3 diffusers	56062003		<input type="radio"/>
ULV kit Provides optimal atomization of the sprayed liquid to ensure targeted treatment eliminating overspray and wastage of product.				
	ULV kit	365200203A	<input type="radio"/>	
		56062005		<input type="radio"/>
Booster pump The booster pump keeps the solution of liquids in the tank thoroughly mixed, increasing and stabilizing the delivery flow rate of the product. The booster and filler version allows the tank to be filled without obliging the operator to take off the backpack.				
	Booster pump kit	365200273CR	<input type="radio"/>	
	Booster pump kit	56062001		<input type="radio"/>
	Booster and filler pump kit	56062002		<input type="radio"/>
Extension tubes kit Extension tubes make it possible to change the blower tube terminal angle to adapt the jet for different treatment types.				
	Extension tubes kit	56062006		<input type="radio"/>

o compatible tools

Rugged and reliable, **Oleo-Mac** rotary tillers prepare the terrain for small and large-scale landscaping projects.

Technology and comfort

Oleo-Mac rotary tillers are rugged and reliable, manoeuvrable and easy to use. Safe and made of materials capable of guaranteeing lasting strength, **Oleo-Mac** rotary tillers are a valid aid for gardeners, smallholders and landscapers working on medium sized plots. For higher levels of comfort, certain models are equipped with handlebars with height adjustment to adapt to the operator's stature, and lateral adjustment for easier working alongside crop rows without having to walk over previously tilled ground. Several accessories can be fitted to the machine, including an adjustable furrower and steel or tyred wheels, making it a multipurpose tool for use in the allotment and in the garden.




The chain guard is reinforced to withstand flying stones and accidental impact.



The front wheel is included for transport purposes, and can be raised when the machine engages the soil.



External gear selector, ergonomically designed and easily accessible.



The handlebars are fully adjustable: up and down, to adapt to the user's height and build, and sideways (offset), allowing the operator to walk alongside crops without treading on the freshly turned soil.



Towing hitch.



Oil-bath gear drive for high mechanical strength and reduced maintenance.



Rotary Tillers

Guide to selection

		HOME	COUNTRYSIDE
SOWING AND CULTIVATING	Compact		MH 155
	Medium power		MH 175 MH 198

Compact Rotary Tillers

Ideal for home users who need to prepare vegetable gardens and flower beds for seeding, this model offers an excellent combination of manageability and user-friendliness.



Rear wheel for easy transportation of the machine.



Speed regulator with integrated on-off system and control lever located within easy reach.



46cm rotor with three elements on each side, reducible to 32-22 cm.



Scarifier.

69209018



MH 155 K

Engine make/model	Emak K 300 H OHV
Displacement	80 cm ³
Gearbox	1 forward speed
Rotor	3+3 blades - 46 cm
Handlebars	with vertical adjustment
Transmission	in steel
Dimensions	115x110x46 cm
Weight	27 kg

Medium power Rotary Tillers

Compact and lightweight, medium power rotary tillers are designed for the care and maintenance of allotments, gardens and plots of medium size, and also smaller spaces and around low height plants. Manoeuvrable, lightweight, and easy to use. The handlebars are adjustable to all positions so they can be adapted to match the preferences of any user or working situation; for model **MH 198 RKS** adjustment is achieved with a practical lever on the handlebars.



Ideal for deep furrowing of hard and uncultivated terrain and to prepare the ground for tillage.

Lateral transport wheels to easily move the machine on hard surfaces in case of different activities on the soil.

Adjustable furrower.
Compatible
MH 175 RKS *
MH 198 RKS

Adjustable plough.
Compatible
MH 175 RKS *
MH 198 RKS

Potato digger.
Compatible
MH 175 RKS *
MH 198 RKS

Pair of tyred wheels
3.50-6".
Compatible
MH 198 RKS

Pair of tyred wheels
3.50-8".
Compatible
MH 198 RKS

Pair of metal wheels.
Compatible

69209081

69209082

69209083

69209089

69209114

MH 175 RKS
69209084
MH 198 RKS
69209116

* requires tool holder **69209087**



Horse Plus

Tough Can

MH 175 RKS

MH 198 RKS

Engine make/model	Emak K 800 HT OHV	Emak K 800 HC OHV
Displacement	182 cm ³	182 cm ³
Gearbox	1 forward speed + 1 reverse	2 forward speed + 1 reverse
Rotor	3+3 blades – 82 cm reducible to 55-35 cm, with protection discs	3+3 blades – 85 cm reducible to 35 cm, with protection discs
Handlebars	fully adjustable	fully adjustable
Rear tool holder	optional (part number 69209087)	standard
Dimensions	140x80x82 cm	163x105x85 cm
Weight	57 kg	63 kg

Power, manoeuvrability and precision for drilling all types of terrain.



Technology and comfort

Oleo-Mac earth augers are ideal for drilling holes for vines or trees, greenhouse poles, fence uprights and lamp posts. Our models offer high stress resistance under the most extreme conditions and in all working environments.



Ergonomic handle for exceptional comfort: equipped with throttle trigger lockout to prevent unintentional acceleration.



Diaphragm carburettor allows the machine to operate in any position without leakage of fuel.



Professional aluminium gearbox with gears running in ball bearings: guarantee of long life, quiet operation and reduced vibration.

Guide to selection

		HOME
DRILLING THE SOIL	Medium power	MTL 51



Earth Augers

Medium power Earth Augers

A medium-power earth auger is ideal for small drilling operations on rural terrain, such as for planting vines or trees, or for drilling holes for greenhouse poles or fence uprights. In this case the job can be done by just one operator. Model **MTL 51** is particularly safe and comfortable: all the controls are combined on the ergonomic handgrip, including a safety lever to protect against uncontrolled acceleration.



Single flight bits with single or double cutting edge (double cutting edges ensure more efficient penetration and facilitate the discharge of earth). With tip and cutting edge made of special steel to ensure top performance and excellent wear resistance.

Compatible

ø 8x100 cm	375100028A
ø 10x100 cm	375100029A
ø 15x100 cm	375100030A
ø 20x100 cm	375100031A



30 cm extension with cotter pin for increased boring depth. Compatible

375100115



MTL 51

Power	2.1 HP - 1.6 kW
Displacement	50.2 cm ³
Reduction ratio	40 : 1
Bit diameter	8-10-15-20 cm
Sound pressure/power level	100/108 dB(A)
Lh/rh vibration level	13.5/13.5 m/s ²
Weight without bit	9.1 kg



Air to keep your outdoor spaces clean, from the garden to the drive: a solution for home users and professionals alike.

Technology and comfort

Silent, lightweight and easy to use, **Oleo-Mac** blowers and vacuum cleaners are valid, reliable work companions. Powerful and efficient tools designed to clear leaves, olives, hazelnuts and small debris from any surface: in private settings, to clear small areas (handheld blowers), and for professional use on farmland and in large urban spaces (backpack blowers).



"VibCut" professional anti-vibration system, utilizing mounts with 4 steel springs to isolate the operator totally from machine vibrations.



Rubber covered handle ensures a firm and comfortable grip on the machine, while at the same time isolating the hands of the operator from vibrations.



Vacuumed material is chopped up by a rotor with 4 steel blades (standard feature) to reduce the volume when inside the bag, down to 1/12 of original size, so that more work can be done with fewer emptying stops.



Double bladed fan delivers high performance in terms of air flow and velocity, while increasing the cooling capacity of the engine.



Paper air filter with increased capacity and filtration surface area; allows efficient and quick maintenance and is more durable.



Digital coil with variable ignition advance and flywheel with new fin geometry: engine guaranteed to run more smoothly, and cooling rendered more efficient.



Blowers and Vacuum Cleaners

Guide to selection

		HOME	COUNTRYSIDE	WOODLAND	URBAN
BLOWING AND COLLECTING LEAVES	Battery-powered		BVi 60		
	Handheld		BV 250 BV 300		
BLOWING OLIVES, LEAVES, HAZELNUTS	Backpack			BV 163 BV 901	

Battery-powered Blowers

With the leaf blower having become an essential piece of equipment for clearing work in the yard and garden, the **BVi 60** is the most modern and practical version thanks to its battery operation, ideal power output for various duties, and air velocity control.



Air outlet velocity regulator.



Constant performance irrespective of battery charge.



Well-balanced tool.



BVi 60

Motor type	Brushless
Voltage	40 V
Operating batteries	Bi 2,5 OM / Bi 5,0 OM
Max outlet air velocity	40 m/s
Adjustable air velocity	yes, specific command (roller)
Sound pressure/power level	83.2/97 dB(A)
Vibration level	< 2.5 m/s ²
Running time, maximum speed	15' (2.5 Ah) / 30' (5.0 Ah)
Running time, minimum speed	40' (2.5 Ah) / 90' (5.0 Ah)
Weight without battery	3.3 kg
Charging time with CRG	110' (2.5 Ah) / 220' (5.0 Ah)
Charging time with FAST CRG	50' (2.5 Ah) / 70' (5.0 Ah)

Handheld Blowers and Vacuum Cleaners

Ideal for clearing the garden of leaves and other small debris or grass cuttings, the handheld blower is designed to get the job done quickly and efficiently. Model **BV 250** combines high performance with perfect balance, while its light weight enables prolonged use without fatigue. The rubber-clad handgrip and professional anti-vibration system ensure maximum operator comfort at all times. Model **BV 300** combines high performance with quiet operation, so it can be used in built-up residential areas. This model also features very low vibration levels, thanks to the rubber-clad handle and VibCut professional antivibration system, to ensure maximum operator comfort at all times. With the dedicated conversion kit, which is available to order, the appliances can be converted into handy vacuum cleaners with a 36-litre collection bag to create effective tools for the removal of leaves, grass cuttings or small wood debris.



Star-shaped metal shredder blade. Mounted on the standard fan, the shredder blade is invaluable when the tool is used with the vacuum cleaner kit (optional).



'S' style scroll assembly: eliminates twisting force, guaranteeing enhanced comfort during prolonged use of the machine (**BV 250**).



Telescopic tube that allows the machine to be stored in confined spaces, without the use of tools (**BV 250**).



BV 250

BV 300

Power	1.3 HP - 1.0 kW	1.3 HP - 1.0 kW
Displacement	25.4 cm ³	30.5 cm ³
Max air volume	720 m ³ /h	720 m ³ /h
Max air speed	70 m/sec	70 m/sec
Collection bag capacity	36 L	36 L
Sound pressure/power level	96.5/104 dB(A)	88.5/99 dB(A)
Vibration level	6.3 m/s ²	3.5 m/s ²
Dry weight, without blower tube	3.7 kg	4.5 kg
Single harness with double snap hook	optional 61140011R	optional 61140011R
Conversion kit from blower to vacuum	optional 56602004	optional 56552001A
Blower tube with duckbill style nozzle	standard	optional 56552002A

Backpack Blowers

Backpack blowers are designed for use in rural areas, for clearing spaces such as farmyards and forecourts, and in the city, for clearing parks, sports grounds, flowerbeds and roads. They are also recommended for moving and compacting fruit and other produce as it falls from the tree. Low weight plus high air velocity and air delivery volume mean these tools can guarantee practicality, power and high performance.



Conversion kit from blower to mistblower (BV 163).

Two air delivery nozzles supplied as standard: rectangular/round section, both equipped with hemispherical support so the tube can rest on the ground on level terrain to reduce operator fatigue (BV 901).

56022030

Dusting kit for mistblower (BV 163).

56022027



BV 163

BV 901

	BV 163	BV 901
Power	4.5 HP - 3.3 kW	5.0 HP - 3.6 kW
Displacement	61.3 cm ³	77 cm ³
Max. air volume	1200 m ³ /h	1645 m ³ /h
Max. air speed (with terminal)	90 m/sec	90 m/sec
Fuel tank capacity	2.1 L	2.3 L
Sound pressure/power level	101/109 dB(A)	103/105 dB(A)
Vibration level	< 3.3 m/s ²	< 2.5 m/s ²
Dry weight, without blower tube	9.4 kg	10.4 kg
Air delivery nozzle rectangular section	optional CFI2412201	standard
Air delivery nozzle circular section	optional CFI2412301	standard
Air delivery nozzle adapter	optional 56520188	standard



Cleaning anywhere,
in all conditions:
cleanliness and hygiene take
centre stage with **Oleo-Mac**
high-pressure washers.

Technology and comfort

Combining the power of water and pressure produces amazing results. **Oleo-Mac** high-pressure washers are technologically advanced machines designed to clean and sanitise all types of surfaces. While the cold water high-pressure washers are perfect for cleaning duties around the home, the hot-water models are more suitable for use in industrial surroundings or for cleaning very large areas, including courtyards and covered walkways.



Axial 3-piston pump with thermal protection.



Water suction quick fitting.



Easy transport thanks to large sized wheels.



Practical handle for easier movement.



Removable detergent tank with externally visible liquid level.



Practical storage recesses to ensure accessories are always in easy reach.





High-pressure Washers

Guide selection

		HOME	COUNTRYSIDE	URBAN
WASHING THE CAR, WASHING THE OUTSIDE FLOORING	Cold water		PW 115 PW 125 PW 140 PW 150 PW 175 PW 190 PWX 200	
	Hot water		PW 250 PW 300	

Cold water High-pressure Washers

The range of cold water high-pressure washers meets the needs of home users engaged in either occasional or intensive cleaning activities. These machines are designed to assist with cleaning of areas outside the home, in the garden, and of objects and vehicles. Packed with features for different types of use, these machines incorporate several devices aimed at maximising user comfort such as the large wheels for ease of transport and the generously sized recesses for stowing accessories and the power cable.



Easy transport thanks to large size wheels.



Practical handle for easier movement.



Removable detergent tank with externally visible liquid level.



Practical recesses to ensure accessories are always in easy reach.



PW 115 C



PW 125 C

	PW 115 C	PW 125 C
Pressure	125 bar	150 bar
Flow rate	360 L/h	500 L/h
Rated power	1.75 kW (230 V/50 Hz)	2.35 kW (230 V/50 Hz)
Pump	aluminium	aluminium
Standard equipment	gun with protection lance with nozzle head fitting adjustable nozzle head rotary nozzle head detergent nozzle head hose reel 8 m, thermoplastic built-in detergent tank fixed brush	gun with protection lance with nozzle head fitting adjustable nozzle head rotary nozzle head detergent nozzle head hose reel 8 m, thermoplastic integral detergent tank fixed brush

Cold water High-pressure Washers



Easy transport thanks to large size wheels.



Practical handle for easier movement.



Easily removable integrated detergent tank.



Hose reel at top for practical hose management.



PW 140 C



PW 150 C

	PW 140 C	PW 150 C
Pressure	140 bar	150 bar
Flow rate	400 L/h	450 L/h
Rated power	2.1 kW (230 V/50 Hz)	2.2 kW (230 V/50 Hz)
Pump	aluminium	brass
Standard equipment	gun with protection lance with nozzle head fitting adjustable nozzle head rotary nozzle head detergent nozzle head hose reel 8 m, thermoplastic built-in detergent tank fixed brush	gun with protection lance with adjustable nozzle head (Securfix) lance with adjustable nozzle/foaming lance foaming lance hose reel 8 m thermoplastic hose fixed brush

Cold water High-pressure Washers



Triplex pump with axial pistons arranged vertically. Brass pump head.



Practical housing of lance gun.



Easy transport thanks to large size wheels (Ø 250mm).



Self-priming pump and petrol engine, for jobs in places lacking an electrical power outlet (**PWX 200 C**).



PW 175 C

PW 190 C

PWX 200 C

Pressure	150 bar	160 bar	200 bar
Flow rate	510 L/h	600 L/h	720 L/h
Rated power	2.4 kW (230 V/50 Hz)	2.9 kW (230 V/50 Hz)	-
Rated power	-	-	6 HP
Pump	brass	brass	brass, self-priming with control valve
Standard equipment	gun with protection angled lance with adjustable nozzle 8 m rubber hose built-in detergent tank	gun with protection angled lance with adjustable nozzle angled lance with swivel nozzle hose reel 12 m rubber hose built-in detergent tank fixed brush	gun with protection lance with detergent head 8 m rubber hose

Hot water High-pressure Washers

Hot water high-pressure washer models are essential for cleaning activities on extensive areas such as courtyards and covered walkways. In industrial settings these machines are ideal for cleaning large areas of flooring and for all situations calling for the cleaning and sanitising power of hot water.



Triplex pump with axial pistons arranged horizontally with the pump at the bottom of the machine. Brass head.



Ergonomic handgrip for practical operation, with removable handle for easier transport (**PW 250 HC**).



Double switch to select hot or cold water (**PW 250 HC**).



Water temperature control thermostat (**PW 300 HC**).










PW 250 HC

PW 300 HC

Pressure	150 bar	150 bar
Flow Rate	480 L/h	540 L/h
Engine power	2.3 kW (230 V/50 Hz)	2.7 kW (230 V/50 Hz)
Pump	brass	brass
Hot water temperature	60°C (max 90°C)	60°C (max 90°C)
Standard equipment	gun with protection angled lance with protection foaming lance 8m rubber hose built-in diesel tank hot/cold water selector	gun with protection lance with detergent head hose reel 10 m rubber hose built-in detergent tank built-in diesel tank temperature control thermostat

Accessories for High-pressure Washers



		Part number	Machines									
			PW 115 C	PW 125 C	PW 140 C	PW 150 C	PW 175 C	PW 190 C	PWX 200 C	PW 250 HC	PW 300 HC	
Gun Gun with protection.												
	Gun	68500059		•	•							
		68500029					•	•				
		68500030								•		
		68500031									•	•
		68500078				•						
Lance with nozzle head fitting Lance designed to accept adjustable or rotating nozzle heads.												
	Lance with nozzle head fitting	68500061	•	•	•							
		68500071								•		
Foaming lance Lance with integral detergent dispenser for more efficient washing.												
	Foaming lance	68500063	•	•	•							
		68500049					○	○		•		
		68500050							○			
		68500051									○	
Floor wash lance This tool is specially designed for washing floors and surfaces on which projected spray must be avoided.												
	Floor wash lance	68500014A				○	○			○		
		6850004A					○	○			○	
		68500070	○	○	○							
Rotojet lance Increases effectiveness thanks to the pressure-generated turbine effect.												
	Rotojet lance	68500046					○					
		68500047						•	○			
		68500013A									○	
		68500080				•						
		68500073								○		
Lance with adjustable nozzle Allows the force of the water jet to be adjusted to match requirements.												
	Lance with adjustable nozzle	68500036					•					
		68500037						•				
		68500038								•		
		68500039									•	
		68500079				•						
		68500072								•		
Sandblast lance Highly practical and easy to use, the sandblast lance removes rust, old paint films, and accumulated deposits.												
	Sandblast lance	68500001A				○	○	○	○	○		
		68500009A									○	

Accessories for High-pressure Washers

		Part number	Machines								
			PW 115 C	PW 125 C	PW 140 C	PW 150 C	PW 175 C	PW 190 C	PWX 200 C	PW 250 HC	PW 300 HC
Adjustable nozzle head Allows the force of the water jet to be adjusted to match requirements.											
	Adjustable nozzle head	68500069	●								
		68500068		●							
		68500076			●						
Rotary nozzle head Increases effectiveness thanks to the pressure-generated turbine effect.											
	Rotary nozzle head	68500062	●	●							
		68500077			●						
Brush Driven by the pressure of the water jet. Made of natural bristles, the brushes are designed for cleaning delicate surfaces.											
	Rotary brush	68500065	○	○	○						
		68500002A				○	○	○		○	○
	Professional rotary brush	68500010A							○		○
	Fixed brush	68500064	●	●	●						
68500003A					●	○	●	○			
High-pressure hose Flexible and strong, this hose connects the unit to the gun with protection.											
	High-pressure hose	68500023					●			●	
		68500024						●			
		68500025							●		
		68500026									●
Extension hose A pressure hose for the maximum range of action.											
	6 m extension hose	68500067	○	○	○	○					
		68500060	●	●	●	●					
	8 m extension hose	68500012A					○				
		68500006A							○		
		68500052						○			○
		68500075								○	
Drain cleaning attachment Unblocks drains and pipelines rapidly.											
	8 m drain cleaning attachment	68500074				○				○	
	10 m drain cleaning attachment	68500066	○	○	○						
	15 m drain cleaning attachment	68500005A					○	○			○
	25 m drain cleaning attachment	68500011A					○	○			○
Nozzle for drain cleaning attachment Compatible with specific models based on flow rate in litres.											
	Drain clearing nozzle (6-9 L/min)	68500056					○	○		○	○
	Drain clearing nozzle (10-15 L/min)	68500057					○	○		○	○
Water filter kit Water filter for protecting the pump and nozzles from impurities in the water.											
	Water filter kit	68500016A					○	○	○		○

● standard equipment ○ compatible tools

The maximum loading performance and exceptional stability: **Oleo-Mac** transporters fear no rivals.

Technology and comfort

Ideal for use in building construction and agriculture, **Oleo-Mac** transporters are designed to carry bulky and heavy loads, also over steep and uneven terrain. Designed in compliance with the highest quality standards, these machines offer optimum performance in terms of load capacity, reliability through time, and safety. The load capacity ranges from 450 to 550 kg, allowing these machines to be used in rural surroundings, in the garden and around the farm or on building sites.



Telescoping flat body optimises transport operations, even with bulky loads.



Wide crawler tracks ensure solid grip on any type of terrain.



Tight turning radius for ease of manoeuvre on building sites or in greenhouses and vineyards.



Rugged undercarriage with track tensioner sprocket, perfectly balanced for correct weight distribution and excellent grip on all types of terrain.



Rear metal guard to maximize operator safety.



Rugged steel chassis. A low centre of gravity provides optimal stability during the job, also when working on steep gradients. The high position of the engine and transmission facilitates maintenance tasks.



Transporters

Guide to selection

		HOME	COUNTRYSIDE	WOODLAND
TRANSPORTING LOADS, WOOD, SOIL	Compact	CR 340		
	Professional		CR 450 CR 560	

Compact Transporters

Compact and manoeuvrable, small transporters facilitate the transport of materials of various types, from firewood to fruit. Thanks to their features, these machines are perfect for use in rural areas for transporting loads in confined spaces and on sloping terrain. Their tight turning radius (700 mm), not only makes the transporters easier to manoeuvre, it also helps protect the surrounding vegetation during transit of the machine.



Handlebar-mounted gear lever.



Speed selection control lever.



Manual dump with automatic locking system.



High sides kit to facilitate transportation of bulky loads (compatible).

68722010



Only available
in certain markets

CR 340 H

CR 340 K

Displacement	166 cm ³	166 cm ³
Engine make/model	Honda GCVx 170 OHV	Emak K 655 OHV
Gearbox	2 + 2	2 + 2
Speed	1 st : 1.60 - 2 nd : 3.60 1 st Rev: 1.40 - 2 nd Rev: 3.40	1 st : 1.60 - 2 nd : 3.60 1 st Rev: 1.40 - 2 nd Rev: 3.40
Lift/dump	manual	manual
Minimum turning radius	700 mm	700 mm
Dump angle	45°	45°
Loading deck/Payload	telescoping / 350 kg	telescoping / 350 kg
Body length	93 - 106 cm	93 - 106 cm
Body width	52 - 90 cm	52 - 90 cm
Overall dimensions	153x60x90 cm	153x60x90 cm
Weight	140 kg	140 kg

Professional Transporters

The professional transporters are designed in compliance with stringent quality standards to provide elevated performance in terms of load capacity and the maximum reliability through time. These machines are ideal for easy manoeuvring around building sites or in greenhouses and vineyards. Thanks to the wide tracks on these machines, the operator can travel in safety also on the steepest slopes, with perfect grip of the machine on all types of terrain.



Independent 2100 rpm PTO.



Steering with independently controlled release and brakes.



Expandable loading deck for transporting even very bulky loads.



High sides kit to facilitate transportation of bulky loads (compatible).

CR 450/68722003

CR 560/68722004



Only available
in certain markets

	CR 450	CR 560
Displacement	163 cm ³	163 cm ³
Engine make/model	Honda GX 160 OHV	Honda GX 160 OHV
Gearbox	3 + 1R	4 + 2R
Speed	1 st : 1.88 - 2 nd : 4.13 - 3 rd : 7.00 Rev: 1.86	1 st : 1.88 - 2 nd : 3.16 - 3 rd : 4.13 - 4 th : 7.00 1 st Rev: 1.86 - 2 nd Rev: 3.13
Lift/dump	manual	manual
Minimum turning radius	700 mm	700 mm
Dump angle	50°	50°
Loading deck/Payload	telescoping / 450 kg	telescoping / 550 kg
Body length	93 - 106 cm	100 - 118 cm
Body width	56 - 94 cm	65 - 110 cm
Overall dimensions	167x65x102 cm	175x73x102 cm
Weight	180 kg	200 kg

Working calmly and efficiently:
the peace of mind that comes from safety.

Size guide

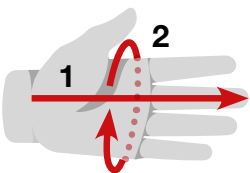
Clothing sizes conversion table

INTERNATIONAL	XS		S		M		L		XL		XXL		3XL	
ITALY	38	40	42	44	46	48	50	52	54	56	58	60	62	64
FRANCE	34	36	38	40	42	44	46	48	50	52	54	56	58	60
GERMANY	42	44	46	48	50	52	54	56	58	60	62	64	66	68
SPAIN	34	36	38	40	42	44	46	48	50	52	54	56	58	60
U.K.	24	26	28	30	32	34	36	38	40	42	44	46	48	50
U.S.A.	24	26	28	30	32	34	36	38	40	42	44	46	48	50

Lengths in centimetres for each size (chain-resistant jackets and trousers)

INTERNATIONAL	XS	S	M	L	XL	XXL	3XL
1	84-88	95-96	100-104	108-112	116-120	124-128	132-136
4	152-168	156-174	164-182	174-190	180-196	184-200	188-204
2	68-72	76-80	84-88	92-96	100-104	108-112	116-120
3	78	80	82	84	86	86	86
4	152/168	156/172 160/174	164/178 170/182	174/186 178/190	180/192 182/196	184/198 186/200	188/200 190/204

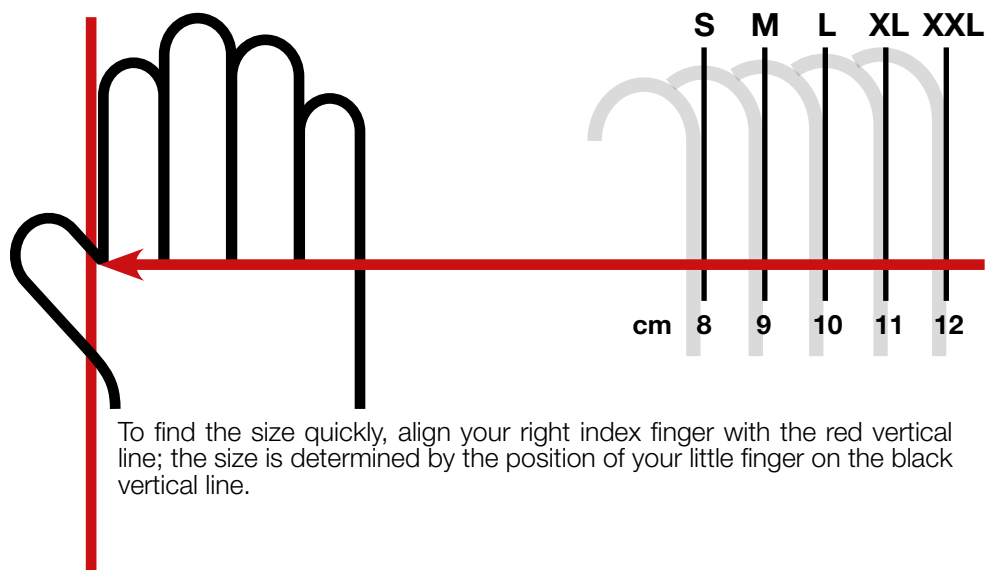
Glove sizes table



SIZE	1	2
XS	17 cm	17.5-19 cm
S	18 cm	18.5-20 cm
M	19 cm	19.5-21 cm
L	20 cm	20.5-22 cm
XL	21 cm	21-22.5 cm
XXL	22 cm	22-23.5 cm

Use a tape measure to measure the length of the red line and the circumference around the knuckles then find the corresponding glove size in the table.

Easily find your size



To find the size quickly, align your right index finger with the red vertical line; the size is determined by the position of your little finger on the black vertical line.

Boots size table

	Forms	40	41	42	43	44	45	46	47
1	Length cm	26.8	27.5	28.2	28.9	29.6	30.3	31	31.7
2	Width cm	9.6	9.8	10	10.2	10.4	10.6	10.8	11

Protective Clothing



Protective Clothing

Jackets, trousers, leggings, dungarees, oversleeves and gloves

Description	Ultra-strong fabric	Standard anti-cut protection	Ultralight anti-cut protection	Performance fabric	Water-repellent	Breathable	Bi-stretch fabric	Multi-stretch fabric	Ventilation zips	Type approval	Cut-resistance class	Anti-cut protective zone
 Professional jacket with anti-cut protection	-	-	●	-	●	●	-	-	●	CE	1	
 Professional Tree Climbing trousers	-	-	●	●	●	●	●	●	-	CE	1	
 Professional chain-resistant gloves	●	●	-	-	●	●	●	-	-	CE	1	
 Air-light 3 professional chain-resistant trousers	-	-	●	-	●	●	●	-	●	CE	3	
 Air-light professional chain-resistant trousers	-	-	●	-	●	●	●	-	●	CE	1	
 Energy dungarees with anti-cut protection	-	●	-	-	●	●	-	-	-	CE 	1	
 Energy chain-resistant trousers	-	●	-	-	●	●	-	-	-	CE 	1	
 Energy leggings with anti-cut protection	-	●	-	-	●	●	-	-	-	CE 	1	
 Universal light jacket	-	-	-	-	●	●	●	-	-	CE	-	
 Professional brushcutter operator trousers	●	-	-	-	●	●	-	-	-	CE	-	
 Universal utility gloves	●	-	-	-	●	●	-	-	-	CE	-	
 Oversleeves with anti-cut protection	-	●	-	-	●	●	-	-	-	CE	0	

Protective Clothing

Boots

Description	Ultra-strong fabric	Standard anti-cut protection	Ultralight anti-cut protection	Performance fabric	Water-repellent	Breathable	Bi-stretch fabric	Multi-stretch fabric	Ventilation zips	Type approval	Cut-resistance class	Anti-cut protective zone
Chain resistant forestry boots	●	●	-	-	●	●	-	-	-	CE	2	Sharp pro
H ₂ OUT chain resistant forestry boots with impermeable membrane	●	●	-	-	Impermeable H ₂ OUT	-	-	-	-	CE	2	Sharp pro
Chain resistant forestry boots	-	●	-	-	●	-	-	-	-	CE 	3	Sharp pro

Helmets, ear defenders, protective glasses and face shields

Description	Material Shell structure	Face shield material	Noise protection	Frame material	Lenses	Type approval
Professional protective helmet	ABS	Nylon mesh	26 dB	-	-	CE
Protective helmet	ABS	Metal mesh	23 dB	-	-	CE
Professional protective and noise-filtering ear defenders	Plastic	-	32 dB	-	-	CE
Noise filtering ear defenders	Plastic	-	30 dB	-	-	CE
Noise filtering ear defenders	Plastic	-	27 dB	-	-	CE
Dark protective spectacles	-	-	-	Rigid plastic	Dark wrap-around, anti-scratch and anti-glare in sunlight	CE
Clear protective spectacles	-	-	-	Polycarbonate	Wrap-around, anti-scratch, clear	CE
Super-professional mesh face shield	Plastic	Metal mesh	-	-	-	CE
Super-professional polycarbonate face shield	Plastic	Polycarbonate	-	-	-	CE
"Plus" mesh face shield	Plastic	Metal mesh	-	-	-	CE
"Plus" polycarbonate face shield	Plastic	Polycarbonate	-	-	-	CE

Protective Clothing



Professional jacket with anti-cut protection

Extremely lightweight and breathable comfort model professional anti-cut safety jacket, reinforced with waterproof fabric with abrasion resistance in the areas most subject to wear. The jacket assures a comfortable fit and freedom of movement for safe use of all chainsaws with cutting speeds of up to **20 m/s**. Anti-cut protection with “Sofly” technology: 5 layers of high-strength anti-cut fabric, extremely light, flexible and breathable. Antibacterial treatment and fast drying performance help to banish odours while enhancing the sensation of freshness and comfort for the wearer. Slim fit.



Safety	<ul style="list-style-type: none"> • CE approved to EN ISO 13688: 2013, EN 381-11: 2003, Class 1. • Category 3 PPE. Certified to EU 2016/425. • Special 8-layer anti-cut protection (sofly). 			
Visibility	<ul style="list-style-type: none"> • Large orange coloured trim for the maximum daytime and night-time visibility. 			
Fit	<ul style="list-style-type: none"> • Excellent fit thanks to the anti-cut fabric technology (sofly). 			
Sizes	S	3155014A	XL	3155003A
	M	3155001A	XXL	3155004A
	L	3155002A	XXXL	3155064



Professional Tree Climbing trousers

Professional chain-resistant trousers specifically designed and made for tree climbing. Extremely lightweight with breathable fabric, these trousers assure a comfortable fit and freedom of movement for safe use of all chainsaws with cutting speeds of up to **20 m/s**. Anti-cut protection for the legs (180° front, 5 cm right inside leg, 5 cm left inside leg), with “Sofly” technology: 5 layers of high-strength anti-cut fabric, extremely light, flexible and breathable. Antibacterial treatment and fast drying performance help to banish odours while enhancing the sensation of freshness and comfort for the wearer. Slim fit.



Safety	<ul style="list-style-type: none"> • CE approved to EN ISO 13688:2013, EN 381-5: 1995 type A, Class 1. • Category 3 PPE. Certified to EU 2016/425. • Anti-rip protection – RIPSTOP. • Special 5-layer anti-cut protection (sofly). 			
Fit	<ul style="list-style-type: none"> • Slim fit thanks to the tri-elastic stretch fabric for the maximum comfort and exceptional freedom of movement. 			
Materials	<ul style="list-style-type: none"> • Water repellent with SOFIGUARD treatment. • 94% polyamide, 6% elastham (CORDURA - RIPSTOP). • Black reinforcement: 50% polyamide, 45% polyester, 5% elastham. 			
Sizes	42	3155051	50	3155055
	44	3155052	52	3155056
	46	3155053	54	3155057
	48	3155054	56	3155058



Chain-resistant gloves

Designed to protect the most exposed parts of the body from the risk of cuts when using a chainsaw, approved class 1 (**20 m/s**). Optimum fit around the fingers to facilitate control and movement. Suitable for use with other power tools (hedgetrimmers, pruners, pruning saws), thanks to thickness and materials that prevent the penetration of thorns, chips and oil.



Safety	<ul style="list-style-type: none"> • CE approved to EN 388:2016, EN 381-7/99. • Category 3 PPE. Certified to EU 2016/425. • Class 1 (20 m/sec.). 			
Materials	<ul style="list-style-type: none"> • Stretch polyester on the back and Duratexture on the palm. • Fingers with comfort stitching and stretch fabric. • Palm with antivibration insert. • Elasticized cuff with Velcro fastener. • Reinforcement on back for enhanced wear resistance. • High-strength fabric chain protection. 			
Sizes	S-8	3155072	XL-11	3155075
	M-9	3155073	XXL-12	3155076
	L-10	3155074		



Protective Clothing

Air-light 3 professional chain-resistant trousers

Professional chain-resistant trousers, guaranteeing the maximum level of protection, a comfortable fit and freedom of movement for safe use of all chainsaws with cutting speeds of up to **28 m/s**. Anti-cut protection with “Sofly” technology: 9 layers of high-strength anti-cut fabric, extremely light, flexible and breathable. Antibacterial treatment and fast drying performance help to banish odours while enhancing the sensation of freshness and comfort for the wearer. 2 ventilation zips at the rear. Leg protection (180° front, 5 cm right inside leg, 5 cm left inside leg). Slim fit.



Safety	<ul style="list-style-type: none"> • CE approved to EN ISO 13688:2013, EN 381-5: 1995 type A, Class 3. • Category 3 PPE. Certified to EU 2016/425. • Special 9-layer anti-cut protection (sofly). 			
Fit	• Excellent fit thanks to the use of bi-stretch fabric.			
Materials	<ul style="list-style-type: none"> • Water repellent with SOFIGUARD treatment. • 94% polyamide, 6% elastham. 			
Sizes	S	3155111	XL	3155114
	M	3155112	XXL	3155115
	L	3155113		



Air-light professional chain-resistant trousers

Professional model protective chain-resistant trousers, exceptionally light and breathable, guaranteeing a comfortable fit and freedom of movement for safe use of all chainsaws with cutting speeds of up to **20 m/s**. Anti-cut protection with “Sofly” technology: 5 layers of high-strength anti-cut fabric, extremely light, flexible and breathable. Antibacterial treatment and fast drying performance help to banish odours while enhancing the sensation of freshness and comfort for the wearer. 2 ventilation zips at the rear. Leg protection (180° front, 5 cm right inside leg, 5 cm left inside leg). Slim fit.



Safety	<ul style="list-style-type: none"> • CE EN ISO 13688:2013, EN 381-5: 1995 type A, Class 1. • Category 3 PPE. Certified to EU 2016/425. • Special 5-layer anti-cut protection (sofly). 			
Fit	• Excellent fit thanks to the use of bi-stretch fabric.			
Materials	<ul style="list-style-type: none"> • Water repellent with SOFIGUARD treatment. • 94% polyamide, 6% elastham. 			
Sizes	S	3155095	XL	3155098
	M	3155096	XXL	3155099
	L	3155097		



Protective Clothing



Energy dungarees with anti-cut protection

Dungarees with anti-cut protection, with classic workwear style and shape and 8-layer anti-cut protection for safe use of all chainsaws with cutting speeds of up to **20 m/s**. The practical bib incorporates a pocket to carry small objects and tools. Adjustable shoulder straps and side pockets.



Safety	<ul style="list-style-type: none"> • CE approved to EN ISO 13688:2013, EN 381-5: 1995 type A, Class 1. • Category 3 PPE. Certified to EU 2016/425. • Special 8-layer anti-cut protection. 												
Visibility	<ul style="list-style-type: none"> • Orange coloured bib. • Detail of pockets. 												
Materials	<ul style="list-style-type: none"> • Breathable, water repellent. • 30% cotton, 70% polyester. 												
Sizes	<table border="1"> <tr> <td>S</td> <td>3155083</td> <td>XL</td> <td>3155086</td> </tr> <tr> <td>M</td> <td>3155084</td> <td>XXL</td> <td>3155087</td> </tr> <tr> <td>L</td> <td>3155085</td> <td>XXXL</td> <td>3155088</td> </tr> </table>	S	3155083	XL	3155086	M	3155084	XXL	3155087	L	3155085	XXXL	3155088
S	3155083	XL	3155086										
M	3155084	XXL	3155087										
L	3155085	XXXL	3155088										



Energy chain-resistant trousers

Chain-resistant trousers with 8-layer anti-cut protection for safe use of all chainsaws with cutting speeds of up to **20 m/s**. Comfortable fit. Leg protection (180° front, 5 cm right inside leg, 5 cm left inside leg). Side pockets, ruler pocket and spark plug wrench pocket.



Safety	<ul style="list-style-type: none"> • CE approved to EN ISO 13688:2013, EN 381-5: 1995 type A, Class 1. • Category 3 PPE. Certified to EU 2016/425. • Special 8-layer anti-cut protection. 										
Visibility	<ul style="list-style-type: none"> • Orange abdominal part. • Side pockets, ruler pocket and spark plug wrench pocket, lumbar support. 										
Materials	<ul style="list-style-type: none"> • Breathable and water repellent. • 30% cotton, 70% polyester. • Certificate KWF STANDARD. 										
Sizes	<table border="1"> <tr> <td>S</td> <td>3155090</td> </tr> <tr> <td>M</td> <td>3155091</td> </tr> <tr> <td>L</td> <td>3155092</td> </tr> <tr> <td>XL</td> <td>3155093</td> </tr> <tr> <td>XXL</td> <td>3155094</td> </tr> </table>	S	3155090	M	3155091	L	3155092	XL	3155093	XXL	3155094
S	3155090										
M	3155091										
L	3155092										
XL	3155093										
XXL	3155094										



Energy leggings with anti-cut protection

Anti-cut protective leggings designed for amateur users and for occasional chainsaw duties. Easy-fit, the waistband is adjusted by means of an elasticated strip and the legs are fastened with zips at the rear. 8-layer anti-cut protection for the legs for safe use of all chainsaws with cutting speeds of up to **20 m/s**. (180° front, 5 cm right inside leg, 5 cm left inside leg).



Safety	<ul style="list-style-type: none"> • CE approved to EN ISO 13688:2013, EN 381-5: 1995 type A, Class 1. • Category 3 PPE. Certified to EU 2016/425. • Special 8-layer anti-cut protection.
Visibility	<ul style="list-style-type: none"> • Orange abdominal part. • Detail of pocket.
Materials	<ul style="list-style-type: none"> • Breathable. • 33% cotton, 67% polyester. • 245 g/m².
Sizes	Universal 001001359B



Protective Clothing

Universal light jacket

Extremely lightweight, breathable universal light jacket with large orange-coloured panels for optimal visibility. Excellent fit thanks to the use of bi-stretch fabric. Comfortable fit. Removable sleeves.



Safety	<ul style="list-style-type: none"> • Category 1 PPE. 			
Visibility	<ul style="list-style-type: none"> • Large front and rear orange coloured trim for the maximum daytime and night-time visibility. 			
Materials	<ul style="list-style-type: none"> • Water-repellent, wind-proof, breathable. • 46% polyester, 37% polyamide, 15% polyurethane, 2% elastham. • 2D fabric, removable sleeves, 2 pockets. 			
Sizes	S	3155039A	XL	3155042A
	M	3155040A	XXL	3155043A
	L	3155041A		



Professional brushcutter operator trousers

Protective trousers for brushcutter operators with rugged waterproofed outer fabric and front protection against impact with small size objects (such as stones, thorns, bark, and roots). 2 open hip pockets one closed side pocket.



Safety	<ul style="list-style-type: none"> • Approval CE EN340. • Category 1 PPE. 			
Visibility	<ul style="list-style-type: none"> • Orange coloured trims. 			
Materials	<ul style="list-style-type: none"> • Waterproofed fabric 33% cotton, 67% polyester. • High strength protection at the front of the leg. • Leg protection 30% cotton, 70% polyester. 			
Sizes	S	3155019	XL	3155022
	M	3155020	XXL	3155023
	L	3155021	XXXL	3155078



Universal utility gloves

Comfortable, made with chamois leather palm and comfort padding, back in stretch polyester. Knitted cuff and Velcro fastener for easy on/off, maximum comfort also when worn for long periods. No cut protection is provided, so these gloves are suitable for use exclusively with tools that do not call for specific anti-cutting properties (blowers, brushcutters, rotary tillers, etc.). CE approved, mechanical properties to EN 388: abrasion resistance 3, cut resistance 1, tear resistance 2, piercing resistance 2.



Safety	<ul style="list-style-type: none"> • CE marking, compliant with EN 420 2003 - AM1: 2009 EN 388: 2003 / 3122 and directive 89/686/EEC. • category 1 PPE. 			
Materials	<ul style="list-style-type: none"> • Back in elasticized polyester and natural leather. • Comfort padding on palm. • Elasticated cuffs. • Wrist strap with Velcro. • High strength seams stitched with cotton faced nylon thread. 			
Sizes	S-8	3155029	XL-11	3155032
	M-9	3155030	XXL-12	3155033
	L-10	3155031		



Protective Clothing

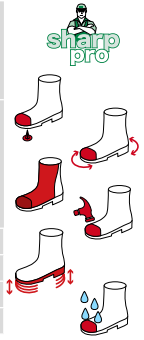


Chain resistant forestry boots

Combining the characteristics of trekking boots with the safety features required by specific PPE regulations. Chain resistant certified to EN ISO 17249 Class 2 (Category 3 PPE, able to resist chain speeds of up to **24 m/s**). Flexible and comfortable, these boots assure a high level of comfort during work activities, maximising control and mobility. The boots offer excellent grip thanks to the deep channel tread pattern of the sole in anti-oil, antistatic, non-slip nitrile rubber with heat resistance up to 300°C.



Safety	<ul style="list-style-type: none"> CE approval, standards EN ISO 17249:2013, EN ISO 20345:2011, CL2 S3-CI-HI-HRO-SRC, Class 2. Category 3 PPE. Certified to EU 2016/425. 			
Materials	<ul style="list-style-type: none"> Water-repellent leather upper. Breathable nonwoven fabric lining. High-strength fabric anti-piercing sole plate. 8-layer chain protection from top of foot up to the shin and on the sides. 			
Sizes	35 3655011	39 3655015	43 001000977C	47 001001421A
	36 3655012	40 001001419A	44 001000978C	
	37 3655013	41 001000975C	45 001000979C	
	38 3655014	42 001000976C	46 001001420A	

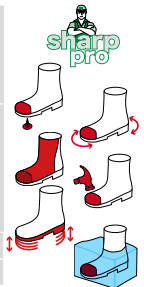


H₂OUT chain resistant forestry boots

Combining the characteristics of trekking boots with the safety features required by specific PPE regulations. Chain resistant certified to EN ISO 17249 Class 2 (Category 3 PPE, able to resist chain speeds of up to **24 m/s**). Flexible and comfortable, these boots assure a high level of comfort during work activities, maximising control and mobility. The boots offer excellent grip thanks to the deep channel tread pattern of the sole in anti-oil, antistatic, non-slip nitrile rubber with heat resistance up to 300°C. The boots provide the maximum impermeability thanks to the “Tepor” membrane interposed between the upper and the lining.



Safety	<ul style="list-style-type: none"> CE approval, standards EN ISO 17249:2013, EN ISO 20345:2011, CL2 S3-CI-HI-HRO-SRC, Class 2. Category 3 PPE. Certified to EU 2016/425. 			
Materials	<ul style="list-style-type: none"> Water-repellent leather upper. Breathable nonwoven fabric lining. High-strength fabric anti-piercing sole plate. 8-layer chain protection from top of foot up to the shin and on the sides. 			
Sizes	40 3655001	42 3655003	44 3655005	46 3655007
	41 3655002	43 3655004	45 3655006	47 3655008



Chain resistant forestry boots

Rugged high boots in rubber for safe use of chainsaws. Protection from cutting, crushing and piercing thanks to the steel toe cap, chain guard protection covering the entire upper and anti-piercing sole plate made of high strength fabric. The boots offer excellent grip thanks to the deep channel tread pattern of the sole in anti-oil, antistatic, non-slip nitrile rubber with heat resistance up to 300°C.



Safety	<ul style="list-style-type: none"> CE approval standards EN 345-1 1997, EN 345-2 1996 SB - E, Class 3. Category 3 PPE. Certified to EU 2016/425. KWF PROF certification. 			
Materials	<ul style="list-style-type: none"> Outer in rubber with non-slip rubber sole with deep cleated tread. Breathable fabric lining and absorbent felt footbed. Protective steel toecap, anti-piercing sole plate and ankle guard. Chain protection on top of foot and on shin. 			
Sizes	41	001001079A	44	001001082A
	42	001001080A	45	001001083A
	43	001001081A		



Protective Clothing

Oversleeves with anti-cut protection

Chain-resistant oversleeves designed for amateur users and for occasional chainsaw duties. The oversleeves can be donned with ease and they are adjusted by means of ties. Designed to withstand chain speeds of **16 m/s**, orange colour for high visibility and featuring anti-intrusion cuffs.



Safety	<ul style="list-style-type: none"> • CE approval standard EN381-10: 1995, Class 0. • Category 3 PPE. Certified to EU 2016/425.
Visibility	<ul style="list-style-type: none"> • Orange coloured fabric.
Materials	<ul style="list-style-type: none"> • Breathable. • 33% cotton, 67% polyester. • 245 g/m².
Sizes	Universal 3255081



Professional protective helmet

For the maximum protection of the head and face, ideal for jobs carried out at ground level. Lightweight, comfortable and ventilated. Adjustable face shield, side ventilation openings, integral rain channel and large-size pre-moulded nylon shield. Individually adjustable removable ear protectors.



Safety	<ul style="list-style-type: none"> • Category 3 PPE. Certified to EU 2016/425 approved to EN 397:2012+A1:2012. • Approved ear defenders to EN 352-3. • Approved face shield to EN 1731/S, EN 166.
Materials	<ul style="list-style-type: none"> • Shell made of flexible, UV-resistant ABS (shock absorbent). • Fabric harness with double 4-point suspension (patented shock absorption system). • Sweatband and ratchet adjustment system. • SNR 26 dB adjustable ear defenders. • Face shield holder. • Mesh face shield.
Sizes	Universal 001001283BR



Visor support (replacement)

3655010R



Chinstrap (accessory)

3655009



Mesh face shield (replacement)

3155018R



Nape cover (accessory)

001001540R



Ear defender kit for helmet (replacement)

3155011R

Protective helmet

Helmet with mesh face shield and ear defenders.



Safety	<ul style="list-style-type: none"> • Helmet certified to EU 2016/425 approved to EN 397:2012+A1:2012. • Approved ear defenders to EN 352-3: 1997. • Approved face shield to EN 1731/S, EN 166.
Materials	<ul style="list-style-type: none"> • Shell in UV-resistant polyethylene. • Plastic harness with 4-point suspension. • Sweatband and manual adjustment system. • SNR 23 dB adjustable ear defenders. • Face shield holder. • Metal mesh face shield.
Sizes	Universal 3155012



Protective Clothing



Professional protective and noise-filtering ear defenders

Professional ear defenders for maximum hearing protection, 32 dB attenuation.



Safety	<ul style="list-style-type: none"> • EN 352-1 approved ear defenders. • Category 2 PPE.
Materials	<ul style="list-style-type: none"> • Shell made of UV-resistant ABS (shock absorbent). • Stainless steel headband. • Adjustable. • Attenuation (SNR): 32 dB. • PVC + foam sound insulation.
Sizes	Universal 3155013R



Noise filtering ear defenders

Ear defenders for excellent hearing protection, 30 dB attenuation.



Safety	<ul style="list-style-type: none"> • EN 352-1 approved ear defenders. • Category 2 PPE.
Materials	<ul style="list-style-type: none"> • Shell in ABS. • Plastic + stainless steel headband. • Adjustable. • Attenuation (SNR) 30 dB. • PVC + foam sound insulation.
Sizes	Universal 001000835



Noise filtering ear defenders

Ear defenders for excellent hearing protection, 27 dB attenuation.



Safety	<ul style="list-style-type: none"> • EN 352-1 approved ear defenders. • Category 2 PPE.
Materials	<ul style="list-style-type: none"> • Shell in PVC. • Plastic headband. • Adjustable. • Attenuation (SNR): 27 dB. • PVC + foam sound insulation.
Sizes	Universal 4175114



Protective Clothing

Dark protective spectacles

Versatile, lightweight and ergonomic protective spectacles, dark lens.



Safety	<ul style="list-style-type: none"> • EN 166 approved protective spectacles. • Optical class 1.
Materials	<ul style="list-style-type: none"> • Wrap-around anti-scratch lens, dark, anti-glare in sunlight, soft silicone nose pads. • Mechanical strength: Lens FT - Frame FT.
Sizes	Universal 3155026AR



Clear protective spectacles

Adjustable, lightweight and ergonomic protective spectacles, clear lens.



Safety	<ul style="list-style-type: none"> • Protective spectacles approved to EN 166 (2C-1.2 1FTKN / Z87+U6). • Optical class 1.
Materials	<ul style="list-style-type: none"> • Wrap-around clear anti-scratch lens, anti-glare in sunlight, resistant to fogging. • Brow-pad, temples and nose bridge in soft anti-slip thermoplastic, for greater comfort and greater protection against dust and droplets. The wraparound lens offers a wide field of vision, while the adjustable temple and lens inclination allows for a customised fit. • Mechanical strength: Lens FT - Frame FT.
Sizes	Universal 3155027AR



Super-professional face shield

Professional lightweight ergonomic face shield for the maximum safety, mesh and polycarbonate protection.



Safety	<ul style="list-style-type: none"> • EN 1731-S approved.
Materials	<ul style="list-style-type: none"> • PVC structure, replaceable and adjustable metal mesh face shield. • Foam brow band.
Sizes	Universal 001000939A



Safety	<ul style="list-style-type: none"> • EN 166 approved. • Optical class 1, mechanical strength B.
Materials	<ul style="list-style-type: none"> • PVC structure, polycarbonate face shield, antifogging, adjustable, replaceable. • Foam brow band.
Sizes	Universal 001000940A



Plus face shield

Lightweight ergonomic face shield for the maximum safety, mesh and polycarbonate protection.



Safety	<ul style="list-style-type: none"> • EN 1731-F approved. • Optical class 1, mechanical strength B.
Materials	<ul style="list-style-type: none"> • PVC structure, metal mesh face shield, adjustable, replaceable. • Foam brow band.
Sizes	Universal 001000941A



Safety	<ul style="list-style-type: none"> • EN 166 approved. • Optical class 1, mechanical strength B.
Materials	<ul style="list-style-type: none"> • PVC structure, polycarbonate face shield, antifogging, adjustable, replaceable. • Foam brow band.
Sizes	Universal 001000942A



Nothing but the best consumables to keep your machines running smoothly.





Lubricants and sundry Accessories



Lubricants

Alkilate petrol for 4-stroke engines and Special mixture for 2-stroke engines

OLEO-Alkilate is a highly refined petrol specifically formulated for 4-stroke engines. **OLEO-Mix Alkilate** is a mixture for 2-stroke engines made from alkylate petrol and biodegradable* synthetic oil compliant with API TC, JASO FC and ISO L-EGD standards. This fuel is premixed and hence ready for use.

* Tested to CEC-L-33-A-93 (80% in 21 days) and OECD 301E (64%).

These fuels contain 10 times less harmful substances than traditional petrol and less than 0.1% benzene and other harmful aromatic hydrocarbons and are therefore less hazardous for health and for the environment. The fuels guarantee: high performance and longer engine life. Extremely pure and stable, the fuels have a long shelf life (up to 4 years in sealed containers with no loss of performance).



OLEO-Mix Alkilate – 5 l container	3555004
OLEO-Mix Alkilate – 5 l metal container	3555018
EMAK-Mix Alkilate – 18 l metal container	3355007
OLEO-Alkilate – 5 l container	3555014
Not available on all markets.	

PROSINT 2 EVO special oil for 2-stroke engines

Special synthetic ester-based lubricant, expressly formulated for high-performance 2-stroke engines. Special oil for use at 2% (50:1). Effective lubrication at high temperatures. Low emissions, reduced wear and clean engine. Exceeds API TC, JASO FC and ISO-L-EGD specifications. Its pre-fluidified composition makes preparing the mixture easy. Colour: dark red. Pack: carton 20 pcs x 100 ml or 12 pcs x 1 l or 4 pcs x 5 l.



100 ml bottle	001001361A
1 l can	001001362A
1 litre bottle with measure	001001407A
5 l bottle	001001405A
200 l drum	3555016

EUROSINT 2 EVO special oil for 2-stroke engines

Special oil with 100% synthetic esters. Used at 2% (50:1), this oil is ideal for the lubrication of competition or high performance two-stroke motors. High-resistance lubricating film at high temperatures and excellent anti-wear characteristics. Particularly indicated for exhaust catalysts by virtue of its low smokiness and ash content. Exceeds API TC, JASO FC/FD and ISO-L-EGD specifications. Colour: dark blue. Pack: box 20 + 20 pcs x 100 ml or 12 pcs x 1 l or 4 pcs x 5 l.



100 ml bottle	3555026
1 l can	3555027
1 litre bottle with measure	3555028
5 l container	3555017

Special oil for 4-stroke engines - SAE 10 W - 30

Highly refined SAE 10 W - 30 grade mineral oil, specifically formulated and developed for 4-stroke air- and water-cooled engines designed for gardening sector applications. Mineral type engine oil containing a special combination of additives that give excellent detergent/dispersant, antioxidant, anticorrosive, and anti-wear properties. Exceeds API SG/CE, MIL - L - 2104 D, MIL - L - 46152 C specifications. Pack: carton 16 pcs x 600 ml. Minimum order: 1 carton.



600 ml can	001001550
200 l drum	3555024

Lubricants

CHAIN LUBE guide bar and chain protector

A compound formulated expressly for the protection of guide bars and chains, based on a balanced blend of oils which are specially resistant to low temperatures. Easily biodegradable. Special additives guarantee appreciable protection against wear and seizure. Good viscosity and pour point. Pack: carton of 12 pcs x 1 l or 4 pieces x 5 l. Minimum order: 1 carton.



1 l can	3555010
5 l can	3555009
20 l drum	3555015
200 l drum	3455013

Special grease

Special high quality lithium grease with molybdenum bisulphide for bevel gear pairs, elastic couplings, hedgetrimmer transmissions, earth auger gear reducers. Recommended for use with all mechanical parts subject to high loads. Exceeds ISO 6743-9; DIN 51825 KPF 2K - 30 specifications. Special grease/125 g tube. Pack: carton. Quantity per carton: 24. Minimum order: 2 cartons.

Each equipped with dispenser nozzle and slot for display fixture.



125 g tube	001000677B
------------	-------------------

ADDITIX 2000 EVO special additive for petrol fuels

Special additive ideal for conditioning two-stroke mixture and leaded or unleaded petrol. Prevents deterioration of fuel for at least 12 months and protects against oxidation. Facilitates starting, keeps fuel system clean (up to the intake valves in the case of 4-stroke engines), and protects against rust and corrosion. It also increases the octane rating. The dispersing-detergent agents in the product disperse any traces of water in the fuel. Pack of 24 x 125 ml bottles. Two full doser caps are sufficient for 5 l of petrol.



125 ml bottle	001000972A
---------------	-------------------

Multipurpose concentrated degreasing detergent

High concentration detergent to obtain excellent results in the cleaning of heavily fouled surfaces such as mechanical parts, engines, tools for gardening, agriculture, and forestry, bicycles and motorcycles. 1 L bottle with spray dispenser. Pack containing 6 pcs x 1 L or 4 pcs x 5 l. Minimum order: 1 carton.



1 L bottle	3355006
5-litre can	001101222

Sundry Accessories

2-stroke mixture/oil hose

Resistant to UV radiation and deterioration caused by petrol. Pack: loose.



ø 3.2 x 6.4 mm - length 1 m	005100921A
ø 3 x 5 mm - length 1 m	005101079R

Starting rope spools

High-strength diamond braided nylon rope for maximum resistance to strain and fraying. Pack: loose.



ø 2.5 mm - 100 m	3503121
ø 3.0 mm - 100 m	3503015
ø 3.5 mm - 100 m	005101050
ø 4.0 mm - 100 m	006101034

Fuel/oil can

Fuel/oil can, BAM approved, for transporting in the car; red plastic dual purpose can: 6 l petrol + 3 l oil - professional type with graduated scale. Pack: loose.



Fuel/oil can	3355004A
--------------	----------

Fuel can

Fuel can, approved for transporting fuel on the road by the SNCH accreditation agency in compliance with the applicable United Nations standard. Equipped with a flexible extension spout for optimal refueling in all conditions and a "level band" for rapid identification of the remaining fuel level; max capacity 5L. Top quality fuel can, suitable for professional and private use. Pack: carton.



5 l fuel can	4175169A
--------------	----------

Extension cords to CE - VDE - IMQ standards

Available in various different versions to work easily in the proximity of the home using electric power tools. 250 V/10 A cable 25 m - 3 x 1 mm². Pack: bag.



With Italian plug and Schuko receptacle	001000865
Schuko receptacle	3044102

Funnel

Plastic funnel complete with filter mesh; protects the engine from impurities in the oil. Pack: bag.



Funnel	003401054R
--------	------------

Combination wrenches

To remove spark plugs. Also features screwdriver tip for chainsaw chain tensioning. Pack: loose.



19 mm with bar	301000129
17 x 19 mm	2304009R
14 x 21 mm	2304022
10 x 19 mm	2304029
13 x 16 mm	2304017
13 x 19 mm	2304073
19 x 21 mm	66060414



Sundry Accessories

Spark plugs

A comprehensive range of spark plugs, expertly developed for the full range of high performance 2 and 4 stroke engines. A combination of innovative materials and special manufacturing methods will guarantee optimum starting, efficient combustion and lower fuel consumption, prolonging the life of the engine and other moving parts. In addition, the use of high quality oils like **PROSINT 2 EVO** and **EUROSINT 2 EVO** ensures that there are fewer unburned residues from combustion, signifying improved performance and less maintenance.



Family	Model	TORCH			NGK		CHAMPION		ENKER		Quantity		
		1 mm	2 pitch	3 mm	Code	Model	Code	Model	Code	Model		Pack pcs.	
Chainsaws	925 - 935 - 936 - 937 - 938 - 940 - 941 - 946 - 951 956 - 962 - 970 - 971 - 999 - GS 260 - GS 35 - GS 350 GS 37 - GS 370 - GS 371 - GS 410 - GS 411 - GS 45 GS 451	19	M14 x 1.25mm	9.5			3055114	BPMR6A	3055101	RCJ-7Y		10	
	GSH 44 - GSH 440 - GSH 51 - GSH 56 - GSH 510 - GSH 560	19	M14 x 1.25mm	9.5		L8RTF			3055104R	RCJ-6Y		10	
	947 - 952 - GS 520	19	M14 x 1.25mm	9.5			3055115	BPMR7A	3055104R	RCJ-6Y		10	
	932	19	M14 x 1.25mm	9.5					50030297R	RCJ-8Y		8	
	GST 250 - GST 360 - GS 44 - GS 440	16	M10 x 1mm	9.5			3055120	CMR7A				10	
	GS 630 - GS 650	19	M14 x 1.25mm	9.5			3055118	BPMR8Y		RCJ-4		10	
	965 HD - 985 HD - 980 - 981 - GS 936 GS 720 - GS 820	19	M14 x 1.25mm	9.5			3055118	BPMR8Y				10	
	GS 936 - GS 940	16	M10 x 1mm	9.5			3055113	CMR6A				10	
Pruners	PP 250 - PPX 250	19	M14 x 1.25mm	9.5			3055115	BPMR7A	3055104R	RCJ-6Y		10	
	PP 270 - PPX 270 - PPX 271	16	M10 x 1mm	9.5			3055120	CMR7A				10	
Hedge trimmers	HT 26 - HT 26 S - HT 27 - HT 27 S - HT 27 L HC 260 XP - HC 275 XP - HCS 275 XP	19	M14 x 1.25mm	9.5			3055115	BPMR7A	3055104R	RCJ-6Y		10	
	HC 255 - HC 265 XP - HC 280 XP - HCS 280 XP BC 280 H - BC 240 H - BC 240 HL - HC 246 P HC 247 P - HCS 247 P	16	M10 x 1mm	12.7	*		3055112	CMR7H				10	
Blowers	BV 162 - BV 300 - BV 270 - BV 270 BP	19	M14 x 1.25mm	9.5			3055114	BPMR6A	3055101	RCJ-7Y		10	
	BV 126	19	M14 x 1.25mm	9.5			3055115	BPMR7A	3055104R	RCJ-6Y		10	
Multimate	Engine unit	19	M14 x 1.25mm	9.5			3055115	BPMR7A	3055104R	RCJ-6Y		10	
	725 - 725 D - 725 ERGO	19	M14 x 1.25mm	9.5			3055115	BPMR7A	3055104R	RCJ-6Y		10	
Brushcutters	BC 400 - BC 430 - BC 431 - BC 450 - BC 530 BC 550 MASTER - BCF 430 - BCF 431 - BCF 450 BCF 530 - BCF 550	19	M14 x 1.25mm	9.5			3055118	BPMR8Y				10	
	BCH 25 - BCH 250 - BCH 40 - BCH 400	19	M14 x 1.25mm	9.5		L8RTF			3055104R	RCJ-6Y		10	
	SPARTA 25	19	M14 x 1.25mm	9.5			3055114	BPMR6A	3055101	RCJ-7Y	3055109	FSC75PR	10
	SPARTA 250	19	M14 x 1.25mm	9.5			3055118	BPMR8Y		RCJ-4			
	BC 270 - BC 280 - BC 280 H - BC 300 BC 300 D - BC 320	16	M10 x 1mm	9.5			3055120	CMR7A				10	
	BC 22 - BC 24 - BC 220 - BC 240 - BC 250	16	M10 x 1mm	12.7	*		3055112	CMR7H				10	
	730 - 735 - 740 - 741 - 750 - 746 - 753 - 755 MASTER BC 350 - BC 380 - BC 420 - 435 BP 440 BP - 441 BP - BCF 420 ERGO - 446 BP 453 BP ERGO - SPARTA 37 - SPARTA 38 SPARTA 42 - SPARTA 44 - SPARTA 370 SPARTA 380 - SPARTA 381 - SPARTA 440 SPARTA 441 - OM 36 - OM 43	19	M14 x 1.25mm	19			3055115	BPMR7A	3055104R	RCJ-6Y		10	
	B&S: 450 - 550 - 575EX - 675EXI - 675IS - 750 800 - 850	16	M14 x 1.25mm	19					3055122	RC12YC		10	
	HONDA: GCV 160 - GXV 160 - GCV 190 GP 160 - GX 160 - GX 200 - GX 270 - GX 340	21	M14 x 1.25mm	19					3055123	RN9YC		10	
	EMAK: K40 - K50 - K55 - K60 - K500 - K600 K650 - K700 - K800 - K800HC - K800HT	21	M14 x 1.25mm	19					3055123	RN9YC		10	
EMAK 300 H	21	M14 x 1.25mm	12.7		3055007R	E6RTC							
EMAK: K1250AVD - K1450AVD - K1600AVD	16	M14 x 1.25mm	19					3055122	RC12YC		10		
Water Pumps	WP 30 - WP 300	19	M14 x 1.25mm	9.5			3055118	BPMR8Y		RCJ-4		10	
	SA 18 - SA 30 TLA - SA 45 - SC 33 - C19/20	19	M14 x 1.25mm	9.5			3055114	BPMR6A	3055101	RCJ-7Y		10	
Backpack Mistblowers	AM 162	19	M14 x 1.25mm	9.5			3055114	BPMR6A	3055101	RCJ-7Y		10	
	MB 80 - MB 800	19	M14 x 1.25mm	9.5			3055115	BPMR7A	3055104R	RCJ-6Y		10	
	AM 150 - AM 180 - AM 190	19	M14 x 1.25mm	9.5			3055114	BPMR6A	3055101	RCJ-7Y		10	
Backpack Sprayers	SP 126	19	M14 x 1.25mm	9.5			3055115	BPMR7A	3055104R	RCJ-6Y		10	
Wheelbarrow sprayers	SC 150 - SC 180	19	M14 x 1.25mm	9.5			3055114	BPMR6A	3055101	RCJ-7Y		10	
Shakers	OS 250 - OS 250 L	19	M14 x 1.25mm	9.5			3055115	BPMR7A	3055104R	RCJ-6Y		10	
	OS 530 ERGO - OS 550 ERGO	19	M14 x 1.25mm	9.5			3055114	BPMR6A	3055101	RCJ-7Y		10	
Rotary Tillers	MH 150 RKS - MH 180 RKS - MH 170 RKS MH 175 RK - MH 197 RK	21	M14 x 1.25mm	19				3055123	RN9YC		10		
Earth Augers	MTL 85 R	19	M14 x 1.25mm	9.5			3055118	BPMR8Y		RCJ-4		10	
	MTL 40 - MTL 51 - MTL 81R	19	M14 x 1.25mm	9.5			3055114	BPMR6A	3055101	RCJ-7Y		10	
Powercutters	962 TTA - 963 TTA - 983 TTA - 980 TTA	19	M14 x 1.25mm	9.5			3055118	BPMR8Y		RCJ-4		10	

* Long thread ■ Standard ■ Compatible

General warnings

Data and illustrations published in the catalogue are not binding where specifications of materials are concerned, given that these will always be subject to technical improvement. Technical specifications given in the catalogue are subject to change without notice, as also are directions relating to general use of the equipment.

Certain items are not available in all countries, or are available only on request.








Subject to modifications. Some models one available for certain markets only. - Mod. 001102051C - 2021



It's an **Emak S.p.A.** trademark
42011 Bagnolo in Piano (RE) Italy
www.myleomac.com
You  www.youtube.com/MyOleoMac
 www.facebook.com/OleoMacItalia
 www.instagram.com/OleoMacItalia

